

Elliotts
help you build

EST

1842

LANDSCAPING

THE COMPLETE RANGE

13

LOCAL BRANCHES

.....
WE DELIVER ACROSS
HAMPSHIRE, DORSET
& BEYOND

Paving

Decorative Stone

Walling

Garden Sleepers

Decking

Fencing

and much more!

**Speak to
the experts
about your
project.**



HELPING YOU BUILD THE PERFECT OUTDOOR SPACE

W **elliotts.uk**



Lymington



Ringwood



Fareham

See it, touch it, collect it today!

Our fully stocked branches can support you with all your building and landscaping needs, and for an even closer look at what's available, visit our 3 specialist display sites at Lymington, Fareham, and Ringwood.

Our expert teams can offer advice and quotations to help transform your landscape.

elliotts.uk

FIND YOUR LOCAL
LANDSCAPING DISPLAY



Let us help you build.

There aren't many businesses that have been working for their customers as long as we have. We've been open to the trade and public since 1842, so you can trust us when we say we know a thing or two about building materials.

Today there are 13 Elliotts builders merchant branches and 4 Elliotts Living Spaces kitchen and bathroom showrooms across Hampshire and Dorset.

As one of the oldest family-run businesses in the UK, we put our success down to being a people business that cares about its customers. That's why we offer thousands of great value products that are in stock and ready for collection or delivery.

But it's more than building materials. It's about community. We're proud to have been serving the South Coast and making an impact for over 180 years.



Tom Elliott

CEO, Elliotts

CONTENTS

PAVING, DRIVEWAYS & PATHS

03-44

Porcelain Paving	04-08	Our Brick Service	31
Natural Stone Paving	09-11	Brick Pavers	32-34
Limestone Paving	13-15	Granite Setts & Cobbles	35-36
Concrete Paving	17-18	Kerbstones	37-40
Premium Block Paving	19-20	Path Edging Metal	41
Standard Concrete Paving	21-22	Path Edging Concrete	42
Duo Block Paving	23	Decorative Aggregates	43
Trio Block Paving	24-25	Resin Paving	44
Permeable Paving	27-30		

WALLING

45-60

Natural Stone Walls	46	Preparation, Care & Maintenance	52-57
Porcelain Walls	47	GroundGuard	58
Concrete Walls	48-49	Render	59
Brick Walls	50	Render Accessories	60
Coping Stones	51		

DECKING & FASCIAS

61-70

Composite Decking	62-66	Finishing touches Railings & Balustrades	69
Fixings & Accessories		Preparation, Care & Maintenance Decking	70
Decking	64 & 67		
Softwood Decking	68		

FENCING

71-88

Timber Fencing	72-74	Timber Paint & Woodcare	83
Timber Lattice Fencing	75-77	Timber Gates	85
Timber Picket Fencing	78	Composite Fencing	86
Our Timber Service	79	Aluminium Fencing	
Fencing Essentials	81-82	Gates & Verandas	87

CLADDING & SCREENING

89-96

Timber Cladding & Screening		Fibre Cement Cladding	92
Shiplap & Featheredge	90	Composite Cladding & Screening	93-96
Timber Cladding & Screening Batten	91		

LAWNS, PLANTING & GROWING

97-104

Timber Sleepers	98	Turf	103
Artificial Grass	99-100	Wildflower Turf	104
Planting Topsoil	101		
Planting Bark, Seeding & Weed Control	102		

WATER MANAGEMENT

105-107

Channel Drainage	106	Surface Water	107
------------------	-----	---------------	-----

THE RIGHT TOOLS

111-116

Power Tools	112	Wheelbarrows	114
Cement mixers & Pressure Washers	113	Hoses & Watering	115

OPEN AN ELLIOTTS ACCOUNT

121



Look out for:

NEW

New range

Premium

A premium product recommended by us



Special Order
(A special item not always stocked in branch)



Pack sizing



Product features & benefits

Paving, Driveways & Paths

Decorative and block paving can transform any exterior space. With so many options to consider like style, design, and performance, it's important to review the full range available. Elliotts have sourced an amazing collection, ranging from the finest, premium paving options to more budget friendly, everyday blocks and pavers for your landscape. Look out for our Premium flags in the pages ahead to help guide your decision.

We work with high quality, established brands such as Talasey, Brett and Tobermore to stock their most popular collections, and our teams even have access to source additional options from specialists such as Formpave and Marshalls should you need. Speak with our teams in branch and let us help you build.

Porcelain -
hard wearing
Italian-inspired
luxury.

Lucenta & Lustre

Porcelain Paving

04-08

Natural Stone Paving

09-11

Lucio

Cava Quartz Collection

Porcelain is fast becoming one of the most popular types of paving for patios and pathways. This premium Cava Quartz porcelain is finished in a natural stone quartzite texture, with varying tones that provide a truly stunning finish.

Size(s) mm

600 x 600 x 20

900 x 600 x 20

1200 x 600 x 20




VITRIPIAZZA®
Vitrified Porcelain Paving

Lucenta

Lucio

Lustre

Complete your project



Coordinate your garden walling with our range of Cava porcelain coping stones.

p51

Limestone Paving

13-15

Block Paving


19-30



Crisp lines & bold design.

Premium

Lune



Easy to handle, less time to cut.

Riva

Sofia Collection

Offering a timeless design, these Sofia marble-effect tiles add elegance and charm to any outdoor setting. With superb durability to withstand the harsh weather conditions and minimal maintenance needed, the Sofia collection offers a great choice for the savvy homeowner.

Size(s) mm

800 x 800 x 20



VITRIPIAZZA®
Vitrified Porcelain Paving



Stelle



Lago

Bellezza Lite Collection

High in style, high in performance! The super contemporary Bellezza Lite range is great to install and suitable for both interior and exterior spaces.

Size(s) mm

600 x 600 x 16

900 x 600 x 16



Special Order

VITRIPIAZZA®
Vitrified Porcelain Paving



Need help fitting?


Download our Vitripiazza install guide here:



"It's our best seller for a reason. I always recommend the Vitripiazza collection to our customers who want a high-end and durable finish. The completed projects always look stunning."

Jonathan Willis
Sales Representative
Southampton Branch





For a stylish, outdoor entertaining space.

York Stone



The illusion of wood with the practicality of porcelain.

Burnt Oak

Premium

Cava Stone Collection

These Cava Stone large format porcelain paving tiles are perfect for achieving the look of natural stone paving, but with the low maintenance and high performance properties of porcelain.

Size(s) mm
900 x 600 x 20

- 20mm Thickness
- Low-Slip Resistant
- Hard Wearing
- Easy Care
- Stain Resist



Kandla Grey



Light Oak

Plank Collection

These slim plank tiles have a natural wood effect, and offer a durable alternative to real timber.

Size(s) mm
1200 x 330 x 20

- 20mm Thickness
- Low-Slip Resistant
- Hard Wearing
- Easy Care
- Stain Resist




Need help to collect and transport? Don't worry, we can deliver direct to your site or home. We're here to make your build as easy as possible.

Andy Bright
Branch Manager
Elliotts Christchurch

Don't forget...

We supply bespoke doors & windows to suit your project needs.

p109



A warm, traditional finish.

Harvest

Hand-cut with a naturally riven surface and edges, these versatile slabs come with warm buff and brown blends and the occasional pink tones to lighten any patio.



Size(s) mm
290 x 290 x 18
600 x 290 x 18
600 x 600 x 18
900 x 600 x 18
22.2m ² coverage per project pack

Single sizes available



18mm Thickness

Hard Wearing

10 Year Guarantee

Frost Resist

Easy Care

Ethically Sourced

Hand Cut

Project packs available

Got a big project?



These Natural Stone collections come in Project Packs, consisting of different sized slabs, to ensure great value for money and an interesting patio design.

Don't forget...



We stock a great range of jointing compounds from our leading supplier Azpects.

p55

A best-seller with our Landscapers.

Lakeland

A best-seller for a reason. Create a traditional patio or walkway with the cool palette of grey, brown, and buff tones from this Lakeland sandstone. It's highly recommended as it always exceeds expectations.



Size(s) mm
600 x 290 x 18
600 x 600 x 18
900 x 600 x 18
22.2m ² coverage per project pack

Single sizes available



18mm Thickness

Hard Wearing

10 Year Guarantee


Frost Resist

Easy Care

Ethically Sourced

Hand Cut

Project packs available



Natural Stone gives you paving perfection.

Promenade


Promenade

These elegant grey-toned slabs crafted from natural Indian sandstone are perfect if you are wanting to create a modern, sleek look in your garden.


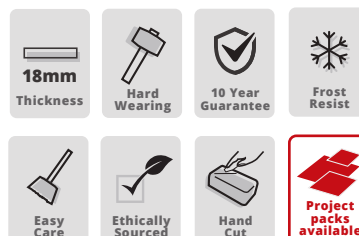
Size(s) mm

- 290 x 290 x 18
- 600 x 290 x 18
- 600 x 600 x 18
- 900 x 600 x 18
- 22.20m² coverage per project pack

Single sizes available



Promenade



Promenade

Don't forget to seal your sandstone paving, here's why...



FREE LOCAL DELIVERY*

EST

1842

In the trusted big red lorry!




SCAN TO FIND YOUR LOCAL BRANCH




ORDER NOW
FOR THE BEST DELIVERY SLOT!

*Free delivery on orders over £300. Our standard delivery fee is £15.



Harbour Grey



Carbon Black



Harbour Grey



Carbon Black

A winning grey solution.

Harbour Grey

Incredibly popular with its sleek sawn edge finish and colour palette of mixed grey tones, the Harbour Grey collection will impressively transform any space.

Project Pack Size(s) mm

- 290 x 290 x 24
- 600 x 290 x 24
- 600 x 600 x 24
- 900 x 600 x 24

18.9m2 coverage per project pack



Harbour Grey

- 24mm Thickness
- Hard Wearing
- 10 Year Guarantee
- Hand Cut
- Single sizes available



Create the ultra contemporary garden.


Carbon Black

Offering enduring strength and resilience to the weather conditions - this dark, black limestone paving is the ultimate choice for style and performance.

Project Pack Size(s) mm

- 290 x 290 x 24
- 600 x 290 x 24
- 600 x 600 x 24
- 900 x 600 x 24

18.9m2 coverage per project pack



Carbon Black

- 24mm Thickness
- Hard Wearing
- 10 Year Guarantee
- Hand Cut
- Single sizes available



So many of our customers are opting for this bold colour scheme for their properties, especially when combined with matching carbon cobbles and accessories.

Demi Langford
Account Manager
Fareham Branch





Steel Blue

A contemporary blue twist.

Steel Blue

Looking for something a little different? These traditional hand-cut limestone slabs have a unique steel blue hue which naturally lightens over time and gives a beautiful finish to a modern landscape.



Steel Blue




Steel Blue

Size(s) mm

- 290 x 290 x 24
- 600 x 290 x 24
- 600 x 600 x 24
- 900 x 600 x 24

18.9m2 coverage per project pack



24mm Thickness



Hard Wearing



10 Year Guarantee



Hand Cut



Single sizes available



Don't forget...



Incredible when combined with striking aggregates - see our Long Rake Spa collection.

p43



Psst...
We're open
to the Trade
& Public

Got a question about your project?

We have experts on hand across 13 branches to help with all your questions, whether it's product related or direct-to-site delivery, we have all the answers.

Trusted since 1842, we're here to help you build.


 elliotts.uk

EST

1842


SCAN TO FIND
YOUR LOCAL BRANCH





Great value and effortlessly easy to install.

Buff



An attractive yet affordable paving option.

Charcoal


Stamford Riven

For an economical, high performing solution, we'd always recommend Brett's Stamford Riven collection. It offers the perfect entry level application for patios, paths, and utility areas around the home and can be quickly fitted even by the DIY enthusiast.

Size(s) mm

450 x 450 x 32

600 x 600 x 32



Natural



Buff

Chaucer Textured

Featuring straight edges and a simple textured surface, these slabs are available in 3 popular colour options. They're particularly effective when combined with coordinating aggregates and planting.


Size(s) mm

450 x 450 x 32

600 x 600 x 35



Don't forget...



Your timber sleepers, We stock Green treated, Oak & reclaimed.

p98


See this product in your home now!

Use Brett's visualising tool here to see the Chaucer collection in situ.





Moonstone, Pearl & Onyx



Hard landscaping as an art form.

Bracken



Moonstone, Pearl & Onyx



Shannon Slate, Sienna Silver Setts Retro Bracken

Add a touch of sparkle to your project.

Invicta

These distinct granite paving blocks add another level of opulence to your outdoor space with a subtle sparkle found in all colours.

The **AggTech®** surface layer also offers excellent durability and the highest level of slip resistance.



Size(s) mm
200 x 100 x 60
300 x 100 x 60

60mm Thickness

Hard Wearing

10 Year Guarantee



Don't forget...



Perfect for paving!

Your building sand, available in bulk and 20kg bags.

p52

Artro

Inspired by traditional European clay pavers, Artro adds a modern twist to this attractive aesthetic. Ideal for traditional and contemporary projects, this linear plank paving's smooth surface and long-lasting colours offer fantastic visual appeal.

PrimeTop

Manufactured with a premium, hard-wearing surface layer that improves strength, durability, and colour retention.

Ef-Stop

Product has been vapour cured to dramatically reduce the risk of unsightly efflorescence.

Size(s) mm
220 x 55 x 80

80mm Thickness


Hard Wearing

25 Year Guarantee

100% Recyclable


Special Order





Vibrant, long lasting and hard wearing.

Heather & Charcoal



Personalise your space with a truly individual design.

Silver Haze


Pedesta

Designed with iron oxide colour pigments, the vibrancy of these paving blocks will last for years to come, making them ideal for both commercial and residential projects.

PrimeTop **Ef-Stop**

Size(s) mm

200 x 100 x 50



Charcoal



Brindle

Omega

Its classic rectangular format means there is an array of design options available with the Omega collection, to create an original design every time. This is a hugely popular choice with our trade customers as it can complement most architectural styles.

Size(s) mm

200 x 100 x 50

200 x 100 x 60

Charcoal & Brindle are available in the 60mm



Need some inspiration?

Check out Brett's bank of laying patterns online:





Slate, Sienna Setts Silver, Kerbstone Charcoal



3-size paving packs,
with classic appearance.

Slate



Slate & Charcoal



Bracken

Create interest with
unique laying patterns
with our 2-size pack.

Shannon Duo

Its smooth surface makes it a popular choice for pedestrianised areas in developments such as retail outlets and commercial projects, but it is equally as impressive and functional in the home.

PrimeTop Ef-Stop

Size(s) mm
173 x 173 x 50
208 x 173 x 50
13.86m ² coverage per project pack

Each pack contains 210 of each
Available in 13.86m² Duo pack
or per Slice 0.99m² (not sold individually)



Tobermore

See this product in your
home now!

Use Tobermore's pictureit
visualisation tool here to see the
Tegula Trio collection in situ.



Tegula Trio

These antique-style block paving packs contain 3 sizes of block to create interesting designs and are suitable for both period and modern properties.

PrimeTop Ef-Stop


Size(s) mm
130 x 173 x 50 - Pack of 91
173 x 173 x 50 - Pack of 182
197 x 173 x 50 - Pack of 182
13.65m ² coverage per project pack

Available in 13.65m² Trio pack
or per Slice 0.99m² (not sold individually)



Tobermore



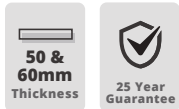


Block paving with a tumbled surface for a traditional, aged look.

Alpha Trio

This quality block option can complement practically any property. With an ageless, classic style and a choice of warm or cool tones, you can personalise the design as much as you see fit and transform the space.

Size(s) mm	Pack size m ²
50mm Alpha Trio Pack	10.82m ²
60mm Alpha Trio Pack	8.94m ²



Complete your project

By bordering your driveway, steps or planted areas with our range of matching Alpha Kerbs.

p39

We're here to help you build

EST
1842

We've been open to the trade and public since 1842, so you can trust us when we say we know a thing or two about building materials.

Our **Civils team** are no exception. Whether you need paving for a hard standing utility area or specialist paving for transport and industrial projects, we've got a wide range of paving slabs to suit all areas.

Our range of heavy duty and commercial paving includes tactile paving designed specifically to meet guidance set out by The Department of Environment and Transport. As well as our stocked collections listed here, we can also source hard landscaping options from well known brands Marshalls and Formpave, delivered direct to your site. Just give our teams a call now to discuss your requirements.

Contact our Civils Team today for advice on your project:

T 023 8038 5360 **E** civils@elliotts.uk



SCAN TO FIND
YOUR LOCAL BRANCH



Planning for climate change is a major driver for the build and landscaping industry. Permeable pavements are seen as offering a cost effective method of attenuating and filtering surface water and satisfying the Sustainable Drainage System (SuDS) requirement.

High in style,
high in performance.

Charcoal

Omega Flow

These blocks have been specially designed with a unique nib feature to allow water to drain into a sub-base, helping to reduce excess surface water on your driveway. With a popular colour palette to choose from, you can guarantee performance and style with this choice of paving.

Size(s) mm

200 x 100 x 60 or 80

60 & 80mm Thickness

SuDS System

Non-Slip

10 Year Guarantee

Special Order



Natural



Graphite Grey

You must choose your surfaces carefully when paving your landscape or driveway. Our Civils team here are on hand to talk you through options and recommend the best sub-base for your project.

Matt Adlington
Civils Commercial Manager
Elliotts, Southampton



The smart
investment choice
for every property.

Graphite Grey

Premium

Lugano Flow

Combining functionality and beauty, this premium granite permeable block paving is designed with a unique nib feature, allowing water to drain into a sub-base. By opting for a responsible solution that efficiently manages water, you're also adding value to your property.

Size(s) mm

200 x 100 x 50 or 80

50 & 80mm Thickness

SuDS System

Non-Slip

10 Year Guarantee


Special Order



Graphite Grey

Misty Grey

Rosa



Premium



Premium

A versatile and sustainable landscape.

Hydropave Pedesta

The Hydropave Pedesta permeable block paving has an attractive brick shape and functions as a SuDS paving system.

PrimeTop Ef-Stop

Size(s) mm

200 x 100 x 60


60mm Thickness

SuDS System

Frost & Stain Resist

10 Year Guarantee

Special Order



Natural & Charcoal



Bracken

Need help to minimise surface water?

Read our water management advice here:

Don't forget...

We can supply garage doors, in a range of styles & colours.

A smooth surface, permeable solution.

Hydropave Shannon Duo

Poor water management and flooding can be avoided with this sustainable solution from Tobermore.

Allowing water to soak through the surface and be released into the ground, these blocks are ideal for busy walkways and commercial spaces.

Size(s) mm

173 x 173 x 60

208 x 173 x 60

12.87m² coverage per project pack

60mm Thickness

SuDS System

100% Recyclable

25 Year Guarantee

Project packs available

Special Order



Our brick service

We know a thing or two about bricks and blocks – we've been supplying them to the South's finest builders since 1842.

With **over 2.2 million bricks** in stock across our Hampshire and Dorset branches, we have the widest selection available, including facing bricks, engineering bricks, concrete blocks, and aerated blocks.

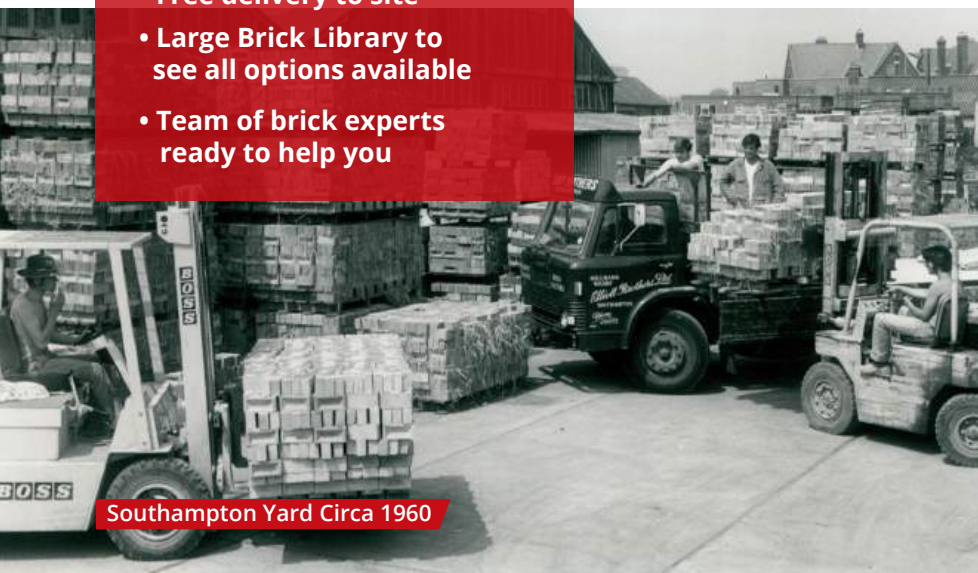
Need some help getting the right bricks for your project?

Our Southampton Brick Library is the largest in the South, and the team here are entirely dedicated to servicing your brick needs.

Getting bricks to match existing brickwork if you're building an extension isn't always straightforward. Our brick experts are able to match your existing bricks with ease.

Whether you're a homeowner, tradesperson, or a housing developer, our **free brick matching service** is open to everyone.

- 2.2 million bricks in stock
- Access to wider collections
- Free delivery to site*
- Large Brick Library to see all options available
- Team of brick experts ready to help you



Southampton Yard Circa 1960

I've been in the brick industry for years, and the impressive brick offering here at Elliotts is truly second to none. I'm exceptionally proud of the service we give day in, day out to the builders and homeowners of Hampshire & Dorset. We're here to find the right solution for your property.



Chris Richardson
Bricks & Blocks
Commercial Manager
Elliotts Southampton



Southampton Yard 2024

A service we offer that I find really helpful for customers is brick tinting. We help customers by arranging for mismatched bricks to be tinted to match into existing brickwork. We've seen some great results with tinting that can completely transform the property.

Sam Bull
Brick & Blocks Sales Consultant
Brick Library, Southampton



T 023 8038 5341

E bricks@elliotts.uk

*Free delivery on orders over £300. Our standard delivery fee is £15.

Brick Pavers



Perfect for creating a cobbled, aged look.

Heather



Bracken

Retro

Create a vintage, authentic vibe, reminiscent of European streets and plazas with this beautiful block paving solution from Tobermore.

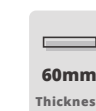
They can be laid textured or smooth side up, or even mixed to give real charm and character to your garden or commercial landscape - and what's more, they're processed in a way that ensures colours remain vibrant for many years after installation.



Size(s) mm

190 x 50 x 60

684 per pack (6.5m²)



60mm
Thickness




25 Year
Guarantee



100%
Recyclable



Special
Order



Bracken

Heather

Slate

Buy online **elliotts.uk**

A distinct geometric design.

Basalt Brick Paver

These Dutch clay paving bricks have a lightly sanded texture and a great multi-tone effect to create a unique space. They are perfect for large areas of urban paving, including residential roads, shopping areas, and pathways.

Size(s) mm

200 x 65 x 80

720 per pack

80mm
Thickness

Special
Order



Style and function combined.

Aquata Brick Paver

Permeable clay pavers offering the aesthetics of clay while effectively draining away rainwater. They're an excellent option in urban areas where excess surface water can be a problem, as their nibbled edges offer effective water drainage.

Size(s) mm


195 x 65 x 80

600 per pack

80mm
Thickness

SuDS
System

Special
Order



Traditional or contemporary - your choice.

Alfaton

Perfect for both an aged, heritage look or even a modern layout, these clay pavers have a sanded texture and tumbled edges.

Size(s) mm

UWF Tumbled
200 x 50 x 60

1040 per pack

60mm
Thickness

Special
Order



Pavers that make an impact.

Atlas Alder Brick Paver

Wienerberger Alder Tumbled Dutch clay pavers are ideal to create an eye catching driveway or pathway. Their darker grey shades make an excellent choice for the more modern landscape and can be laid in a stretcher bond or herringbone pattern.

Size(s) mm

UWF Tumbled
200 x 50 x 60

1040 per pack

60mm
Thickness

Special
Order



Add the elegant finishing touch.

Sienna Setts


Featuring a contemporary, sparkling granite appearance, Sienna Setts are ideal for adding complementary borders and edging to any project. Available in attractive, cool tone colours, this aesthetically pleasing block is a perfect final touch, especially when contrasted with different colours to create classy spaces.

Size(s) mm

100 x 100 x 50

50mm

Thickness



Graphite

Silver



Sienna block paving in Mid Grey, with Sienna Setts in Silver



Calico



Graphite

Silver setts

Working well on their own for pathways and courtyards, or with other landscaping materials, they are ideal for creating a neat edge for the perfect finishing touch


Size(s) mm

100 x 100 x 80

200 x 100 x 100

80 - 100mm

Thickness



Granite Silver



Meadow with Pewter Edging

If you need the cobbles to take vehicular traffic, they must be laid on a full bed of mortar, we recommend a strong jointing mortar to be used for jointing the cobbles.

Victoria Anderson
Landscaping Commercial Manager
Elliotts Southampton



Create contrast and interest with cobblestones.

Weathered Cobbles

These weathered cobblestones are perfect for accessorising outdoor spaces. Suitable for pathways, patios, edging features, courtyards, and driveways

Size(s) mm

100 x 100 x 25 or 50

25 - 50mm

Thickness



Calico

Ebony

Meadow

Pewter



The perfect touch for paving projects.

Kerbstone

Kerbing is a fantastic way to finish off patios, paths and driveways in style. Tumbled for an aged, timeless aesthetic, these versatile Kerbstones can be laid in various orientations to create stylish spaces

Size(s) mm
190 x 160 x 100

210 per pack



Complete your project

Works as a great addition to Tobermore Artro, Retro and Hydropave Tegula.

Complete your project

Perfect addition to Tobermore Artro, Sienna and Pedesta.

Attractive, smooth kerbs for a sleek finish.

Kerb Large & Kerb Small

Offering different laying options for maximum design versatility, Kerb Large & Kerb Small's smooth surface complements both traditional and contemporary aesthetics. Whether laid splayed or bullnosed, these kerbs are a perfect final touch for your project.

Small Size(s) mm	Large Size(s) mm
125 x 127 x 100	200 x 127 x 100





Seamless low profile edging.

Drivestyle Kerbstone

If you want the finishing touch for a clean, modern driveway or courtyard, choose Brett Drivestyle. This low-profile kerb is available in Bullnose and Splay styles, which allows you to choose between an angled finish or smoothed curvature.

Size(s) mm	Type
125 x 125 x 125	Corner Bullnose
100 x 125 x 125	Kerbstone

270 per pack




Kerbstone
(Charcoal)



Corner Bullnose
(Charcoal)



Radial Bullnose
(Charcoal)




Charcoal



Charcoal

Complete your project



Perfect addition to Brett Lugano Flow or as a striking contrast with Brett Alpha Trio blocks.

p25 & 28

Impactful high profile borders and steps.

High Kerbstone

Excellent for use in level changes and steps, these smooth kerbstones from Brett offer a high profile way to create visible borders and edging for driveways, pathways, and courtyards.

Kerbs, Corner Bullnose, and Radial Bullnose profiles are all available in Charcoal.

Size(s) mm	Type
85 x 150 x 200	Radial Bullnose
150 x 150 x 200	Corner Bullnose
100 x 150 x 200	High Kerb



Bullnose
(High Kerb)



Corner Bullnose



Radial Bullnose





Premium metal edging for defined spaces.

Premium

Kinley Path Edging

Metal Path Edging

Metal garden edging can help reduce the amount of maintenance needed and prevents other loose landscaping products spreading onto adjoining areas

Easy to install and very versatile, they can be used to create straight lines, curves, and irregular shapes.

Available in:

AluExcel

Aluminium edging, offering an unbeatable combination of durability, flexibility, and aesthetic appeal.

- 2.5m lengths

Bison

Steel edging. Strong, robust, roll-topped steel edging for hard landscapes.

- 2.4m lengths

Fort

Heavy-duty steel kerb. Extra strong, light, and simple to install - perfect for delineating hard surfaces.

- 2.4m lengths

Kinley



NEW




Kinley Metal Path Edging

Why Metal Path Edging?

- Durable
- Low maintenance
- Easy to install
- 100% recyclable
- Up to 2.5m length



Bullnose Concrete Edging



Flat Top Concrete Edging

Why Concrete Path Edging?

- 10 year guarantee
- BS EN1340 standards
- Durable

Long lasting option to retain boundaries.

Concrete Path Edging

Concrete edgings can be used to enhance paths, edge a patio or driveway, and create clear boundaries for lawns or garden beds. They are available in a flat top or a bullnosed edge.

Size(s) mm	Type
50 x 150 x 914	Flat Top
50 x 150 x 914	Bullnose



Flat Top



Bullnose





Add colour & functionality to your garden.

Polar White, 20mm

DEPTH & COVERAGE		
No. of bags	Depth	Area Covered
1 Polybag	50mm	0.25m ²
4 Polybags	50mm	1m ²
8 Polybags	50mm	2m ²
1 Bulk Bag	50mm	10m ²



An attractive, low-maintenance, slip-resist option.

Resin - Stonebound



ClickTile - Honey

Decorative Aggregates

Decorative stones, slate, pebbles, and chippings not only enhance the aesthetic appeal of your garden but also improve its functionality. They can be used to construct paths, regulate drainage, create borders or planting beds, prevent weeds, and add colour to your landscape.

Slate



Welsh Plum
40mm

Chippings



Black Ice
14 - 20mm



Cotswold
10 - 20mm



Flamingo
14 - 20mm

Premium



Spanish Gold
12 - 20mm



White Polar
20mm



Ice Blue
14 - 20mm



Polar Ice
20mm

Bulk & 20kg bags available!



Pebbles



Scottish
Cobbles



Scottish
Pebbles



White
Cobbles



Resin Paving

Resin has become one of the fastest growing applications for landscapes in the UK, thanks to its ability to create decorative, hard-wearing, low-maintenance surfaces for domestic and commercial projects.

Perfect for driveways, paths, patios, courtyards, and even swimming pool surrounds, its porous properties mean surface water drains away and it's incredibly easy to maintain.



Stonebound



Rustic




ClickTile

ClickTile offers the ultimate DIY paving solution with its pre-fabricated resin-bound slabs that feature a clicking mechanism for fast installation.

No need for tools or cement to install this super versatile product.



Honey



Blizzard



Cocoa

Size(s) mm

500 x 500




Steve Crooks
Branch Manager
Elliotts Fareham



Walling

A wall can add height and structure to your landscape, whilst also introducing a textured backdrop to your plants and flowerbeds. Whether it's for function or design, there are many options to consider.




Golden Fossil




Natural Stone Walling

46



Porcelain Walls

47



Concrete Walls

48-49



Brick Walls

50



NEW

Carbon Black

Add height with decorative sandstone walling.

Cottagestone

This natural Indian sandstone walling has a hand-chiselled effect to give it a unique look and can be laid one of two ways, with a pitched or riven face. Available in mixed packs, Cottagestone is great for creating statement walls, separate garden rooms, planters, or boundaries. Golden Fossil and Lakeland will add a light, classical feel, while the on-trend Carbon Black can create a contemporary backdrop.



Size(s) mm	Pack Qty
200 x 100	75
300 x 100	75
365 x 100	75

Mixed packs available, containing 225



Golden Fossil

NEW

Carbon Black

NEW

Lakeland

NEW



Luxury stone-effect wall cladding.

Premium

Grey

Rok Porcelain Walling

Vitriplazza Rok porcelain wall tiles are beautifully textured to give the effect of natural stone cladding and can be used both internally and externally. The multi-tonal finish and random block design make them ideal for walls, terraces, garden features, or even outdoor bars.

Size(s) mm
385 x 75

26 per pack


VITRIPIAZZA®
Vitrified Porcelain Paving



NEW



Green



A rugged concrete block with timeless appeal.

Heather



NEW

Slate

Country Stone Walling

Perfect for standalone walls and the exterior of houses, Country Stone's rustic appearance adds unmatched heritage appeal to any home. With its natural stone style and range of long-lasting colours, these standout walls will stand the test of time.


✓ Ef-Stop

Size(s) mm
160 x 100 x 140
200 x 100 x 140
225 x 100 x 140
240 x 100 x 140
375 x 100 x 140

Mixed packs available, containing 40



Tobermore



The easy-to-build wall, suitable for everyone.





The popular, high quality choice for garden walls

Secura Lite Walling

Secura Lite is a mortar-free retaining wall, which means it's incredibly easy to build, even for the DIY enthusiast. Ideal for smaller projects at home, it can be built to a maximum height of 960mm and comes in a combination of sizes to create distinctive curved or linear walls.

✓ Ef-Stop


Size(s) mm
240 x 200 x 80
280 x 200 x 80
320 x 200 x 80



Mixed packs available, containing 40.



NEW




Bracken

Secura Lite Coping

Available in matching colours, Bracken, Slate & Heather.

Size(s) mm
310/255 x 240 x 70

Tapered coping



Hampshire Stock Red Multi ATR

Why Brick Walls?

- Durable
- Weather resistant
- Durability Rating F2
- Fire class A1
- Project packs available

Brick Walls

Our vast brick library in Southampton hosts an array of our most recommended products.

We stock over 2 million bricks on site and offer a matching service, so you are sure to find a suitable fit for your landscape.

Using the latest technology to combat frost and weather conditions, plus low salt content to help prevent white, powdery stains forming (known as efflorescence) - these collections from our recommended suppliers will transform your garden space.

Pack Size	Pack Size
600	St Ives Cream Rustica
485	Hampton Rural Blend
485	Hampshire Stock Red Multi ATR



St Ives Cream Rustica (Wienerberger)

Hampton Rural Blend (Forterra)

Hampshire Stock Red Multi ATR (Michelmersh)



Add the finishing touches to your garden walls with our accessories.

Natural Paving Bullnose Copings

Natural Paving bullnose copings are incredibly versatile and can be used as steps, pool edging, and wall copings to create a consistent finish.

These are perfect to complement our Natural Paving Sandstone and Limestone slabs. (See pages 09-15).

Size(s) mm

600 x 300 x 50

Bullnosed along the 600mm edge only.



Promenade

Golden Fossil

Lakeland

Carbon Black

Platinum

Carbon Black

Bowland Stone Copings

Twice Weathered

Bowland Stone twice weathered concrete copings provide a smooth finishing for walls.

These copings have a centre apex with a gradual fall off on either side to protect the brickwork.

- 600mm x 140mm
- 600mm x 280mm



Once Weathered

These copings are deeper on one side and designed with drip grooves to allow water to course away from the wall.

- 600mm x 180mm
- 600mm x 300mm



Tabling

Flat copings designed with drip grooves to allow water to course away from the wall.

- 600mm x 300mm
- 600mm x 400mm
- 600mm x 355mm



Complete your project

Bowland Stone offers an unrivalled range of copings, tablings and pier caps, with so many sizes available.

Visit your local branch for more options.



Geotextile FastTrack / MultiTrack

Geoworks MultiTrack Non-Woven Geotextile is designed for separation, filtration, ground reinforcement, and erosion control. It has excellent high tensile strength and a separating layer that allows the passage of fluids whilst retaining the soil particles. As well as landscaping projects, we also recommend this product for a variety of construction applications, including roads, car parks, coastal defences, and drainage systems.

Size(s)

- 100 x 4.5m - White MultiTrack 1000 Non-Woven Roll
- 100 x 4.5m - White MultiTrack 700 Non-Woven Roll
- 10 x 4.5m Mini Pack - White MultiTrack 1000 Non-Woven
- 1 x 14m Mini Roll - White MultiTrack 1000 Non-Woven

GEOWORKS
GEOSYNTHETICS BY WREKIN



Geotextile

Building Sand

Building Sand is made up of quarried sand containing particles ranging from 0mm to 2mm. This sand comes in 25kg bags and is used to create a smooth, easily worked mortar for laying bricks, blocks, paving, and internal rendering/plastering. It can also be used as a bedding layer where a stone-free sand is needed.

Size(s)

25kg

Why Builder sand?

- Natural product
- 25kg bags
- Conforms to BS EN 13139
- Aggregates for Mortar



Building Sand

Kiln Dried Sand

Kiln Dried Sand 25kg is ideal for filling the joints of block paving and paving slabs.

It contains no moisture, which helps keep the structure of the paving rigid and strong, preventing lateral movement of the blocks. It comes in 25kg bags and has a coverage of 3-6m² with 0.5mm grain size.

Size(s)

25kg

Why Kiln Dried sand?

- Natural product
- Conforms to BS EN 13139
- Aggregates for Mortar



Kiln Dried Sand

Scalpings

40mm limestone scalpings are a great option for preparing a hard-level sub-base for your pathway, driveway, or building project. Once laid at the correct depth and properly compacted, limestone scalpings create a strong and even surface. It's then ready for everything from block paving and concrete to tarmac, asphalt and gravel.

These scalpings are made from limestone and are similar to MOT type 1 but have a higher clay content for fast drainage. They'll also help prevent dips and cracks from forming and are great for filling in any potholes.



Size(s)
25kg

800kg Bulk bags available




Scalpings

Wrekin Manhole Covers

Wrekin C211L/060045PSF Solid Top Manhole Cover & Frame

Manufactured from galvanised steel, this robust cover has a load rating of 5 tonnes. Ideal for use in driveways and restricted access areas, the manhole is internally sealed to prevent odours leaking, and the cover can be rotated to fit with the design of the surface finish for convenience.



Size(s) mm
600 x 450 x 40

- Standard 2 year guarantee
- Manufactured from highly durable ductile iron
- Can endure up to 5 tonnes

Wrekin DMS1B2/6045/K Ductile Iron Manhole Cover & Frame

Manufactured from highly durable ductile iron, featuring a combination of high strength and lightweightness to ensure a smoother fitting process.

The B125 manhole cover has a labyrinth seal design to prevent odours from escaping.

The B125 load rating ensures it can endure up to 12.5 tonnes, making it perfect for use in car parks and pedestrian areas.



Size(s) mm
600 x 450 x 40

- Standard 2 year guarantee
- Manufactured from highly durable ductile iron
- Can endure up to 12.5 tonnes



Versatile, high-quality range of manhole covers.

Wrekin Block Paving Covers

Our collection of block paving covers are all of galvanised mild steel construction with a recessed 80mm tray depth to fit block paving up to 60mm.

They are ideal for creating a quality surface finish or pattern and work particularly well with bedding mortar, creating long-lasting and stable results.

C281M/060060 & C281M/045045 recessed Manhole Cover & Frame



Size(s) mm
600 x 450
600 x 600

C281M/030030/SQR Recessed Manhole Cover & Frame Square to Round



Size(s) mm
300 x 300
450 x 450

- Suitable for paviors <60mm depth
- Galvanised steel
- Light to medium duty application
- 2 year guarantee
- Can endure up to 10 tonnes
- FACTA AAA rated




Easy applications to protect your landscape project.

EASYJoint Paving Compound

EasyJoint is an all-weather, sweep-in joint compound that is very quick to apply and set, super effective in its performance, and an aesthetically pleasing way to fill joints between paving.

The easy-to-use compound can be installed in wet or dry conditions and is strong enough to resist the elements and stand the test of time, making it much more effective than traditional jointing methods.



Why EASYJoint?

- 12.5kg tubs
- Easy to install
- Ready to use

EASYJoint Select

EASYJoint Select is an all-year-round jointing compound developed especially for ceramic and porcelain paving where the joints are 3mm+. Just like the other EASY collections, it's incredibly easy to use. Simply wet the paving, brush in the compound, then strike the joints for a smooth finish and leave to dry for 3 days - before achieving the perfect job.

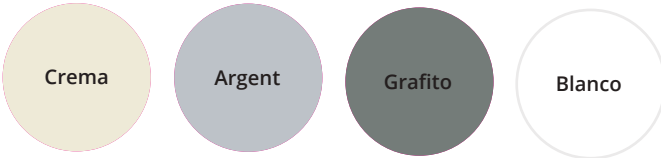


Why EASYSelect?

- 12.5kg tubs
- Easy to install
- Ready to use

EASYGrout

EASYGrout mixes readily with water to give a highly flowable joint filling and grouting mortar, ideal for use on interior and exterior tiled floor surfaces, particularly in areas subject to a lot of traffic. The biggest benefit of this product for our customers is that it boasts a fast 1-2 hour setting time, as well as being super easy to apply.



Why EASYGrout?

- 15kg tub
- 2x 5kg bags for minimal waste
- Mix with water
- Smooth finish, not textured

EASYPrime Porcelain Paving Primer

EasyPrime is an easy-to-apply, high-strength bonding agent for use when laying natural stone and porcelain paving. This ensures full and permanent contact is achieved with the aggregated mortar in the bedding layer. It's suitable for interior and exterior use and can be supplied as 15kg tubs, with 3 individual 5kg bags for minimal wastage.

You can expect each 5kg bag to cover 8m².



Why EASYPrime?


- 15kg tub
- Easy to apply
- Suitable for interior and exterior use
- Long-lasting
- Can be applied in cold temperatures



EASYJoint Porcelain

Porcelain is a premium installation and requires a premium finish. This new, state-of-the-art formula is activated with a small amount of water which cures to form a strong, non-permeable joint with unrivalled adhesion to porcelain paving.

EasyPorcelain must be applied dry and kept completely dry after application for 24-48 hours.



This is our leading collection, and it's not a surprise with it's outstanding performance and easy application. We stock hundreds of the Azpects products in branch, so why not consider our Click & Collect service for a fast turnaround.

Jack Owen
Assistant Branch
Manager, Elliotts
Fareham



Why EASYJoint Porcelain?

- Strong
- Ready to use
- Non-permeable
- Easy to apply
- Easy to clean and maintain



Azpects
The Home of EASYJoint

Sealers

Manufactured using eco-friendly materials and containing non toxic substances, we offer a range of Azpects technically advanced sealers and protectors that protect against stains, water, oil, grime, and dirt. From a Block & Concrete Sealer and Sand-binder in one to a Stone Sealer & Protector designed to penetrate, seal & protect natural stone and concrete paving.

Why Sealers?

- Non toxic
- Durable
- Environmentally friendly



Limestone Reviver



Block & Concrete Sealers



Porcelain Sealer



Deck Protect



Natural Stone Restorer



Rejuvenator & Sealer



Pre-Grout Protector



Sandstone Enhancer & Sealer



Slate & Limestone Enhancer & Sealer



Stone Sealer & Protector



Ultimate Seal



Multi-Surface Water Repellent

Cleaners

Azpects range of modern high grade cleaners use leading technology to remove even the toughest stains from sandstone, limestone, porcelain and concrete paving. Bring existing structures or displays back to their bright original form, or use to keep new spaces pristine clean.



Algae Cleaner



Patio & Deck Cleaner



Check out our full Azpects range online



Ground reinforcement system for gravel and grass.

Gravel & Grass GroundGuard

ACO GroundGuard is a ground reinforcement system, ideal to protect grass when accessed regularly and to stabilise gravel.

The robust system is certified for loads up to 250 tonnes per m², making it ideal for driveways, parking areas, access routes, paths, and shed bases.

ACO GroundGuard is 90% porous, providing effective drainage of surface water and saving potential costs on unnecessary drainage installation.

Ideal for:

- Driveways
- Parking areas
- Access routes
- Caravan sites
- Paths
- Shed bases



Why GroundGuard?

- 90% porous for effective drainage
- Certified for loads up to 250 tonnes per m²
- Manufactured from recycled polyethylene



K Rend is a coloured render, which is applied directly to the walls of your house or garden surround instead of sand, cement and paint, or bricks. The colour pigment is within the render meaning you don't have to paint it.



K Rend Silicone K1

K Rend Silicone K1

K Rend Silicone K1 is a through-coloured render that is easy to apply, either by hand or machine. It is silicone enhanced for greater levels of water repellency and provides a fine texture finish.

Why K Rend Silicone K1?

- 30-year BBA Certificate guarantee
- Easy application
- Water resistant
- Ready mixed
- Natural finish



K Rend Silicone K1

"We proudly stock K Rend's BBA and NSAI approved collections in all of our branches. It's such an easy product for our builders and landscapers to apply, so no wonder K Rend is a bestseller time and time again."

Ed Butcher
Senior Business
Development Manager-
Drylining, Exterior
Finishes & Insulation
Elliotts Sales Hub



K Rend HP12 Base

K Rend HP12 Base Coat can be hand or machine applied and is used as backing for other K Rend finishes. Ideal as a stipple coat or for dense backgrounds and has increased water resistance and adhesion.

- Coverage: 8 - 11kg / sq m approx. nominal
- 4-6mm thickness

Why HP12 Base?

- 30-year BBA Certificate guarantee
- Easy application
- Water resistant



HP12 Base



K Rend Alkali Resistant Fibreglass Reinforcement Mesh

K Rend Alkali Resistant Fibreglass Reinforcement Mesh is a reinforcing scrim cloth to improve crack resistance of K Rend render systems. The material is manufactured from specially woven glass-fibre mesh fabric with specially designed mesh surface treatments to produce an alkali resistant, flexible mesh.

- 1m x 50m Roll

Hardie® Backer

With its unique cement formulation, Hardie® Backer fibre cement board has no loose aggregates or fillers, making a strong and uniform backer board for external rendering products like K Rend.

Need to cut to size? Just score and snap Hardie® Backer fibre cement boards to get your desired size.

Our 12 mm Hardie® Backer can be installed either way around (rough or smooth face) but must be installed 150 mm above the ground level.

- 1200 x 800 x 12mm

Why Hardie® Backer?

- 10 year limited product warranty
- Meets the EN 12467 standard
- Has a Class A1 non-combustibility rating



Decking & Fascias

A well designed decking area can instantly create extra living space as well as an attractive feature to the garden. There are different decking types to choose from, which can vary in style, durability, maintenance, installation ease, and overall value.

Elliotts exclusively recommend these collections from Millboard and Piranha and can advise customers on the complete kit available to install the perfect decking space.



Beautifully aged yet utterly timeless.

Vintage

Premium



Composite Decking

62-67



Softwood Decking

68



Finishing Touches

69



Prep, Care & Maintenance

70



Driftwood

Weathered Oak Collection

Millboard's Weathered Oak boards offer an authentic aged look with the enhanced performance you'd expect from the UK's leading decking supplier whilst being completely wood-free. Its warm, classic hues end themselves perfectly to any space, modern or contemporary.

Size(s) mm

200 x 32 x 3600

millboard
Live. Life. Outside.

Why Weathered Oak Collection?

- 25 year guarantee*
- Low maintenance
- Mould resistant
- UV stabilised
- Weather resistant
- Slip resistant
- Easy to install

*Depending on installation application of the boards.



Driftwood



Embered



Vintage

You're going to need 22 fixings for each decking board, to think about the sub-base you'll require, and the tools to make the install go smoothly. But don't worry, we can advise you on the complete kit you'll need. Just come on in or give us a call.

Dan Coombes
Operations Supervisor,
Elliotts Chandler's Ford





The beauty of wood, but engineered with durability in mind.

Premium

Golden Oak

Enhanced Grain Collection

Millboard is a composite decking that mimics the natural grain and colour of premium hardwood. It is splinter-free, durable, slip-resistant, and eco-friendly.

Each individual board is hand-moulded and coloured, then UV stabilised to resist fading over time.


This Enhanced Grain collection is the ultimate low maintenance choice as no staining or oiling is required.

The boards can also be used as the fascia of a deck, which is the decorative cover for the subframe.




Smoked Oak

Jarrah




Lined Oak

Golden Oak



Antique Oak

Coppered Oak



Burnt Cedar

Ashwood



Brushed Basalt

Ebony Grey



Ebony Grey

Why Enhanced Grain Collection?

- 25 year guarantee*
- Low maintenance
- Mould resistant
- UV stabilised
- Weather resistant
- Slip resistant
- Easy to install

*Depending on installation application of the boards.



Check out our Millboard installation guide online



Fitted to perfection.

Premium

Millboard Fixings & Accessories

We can supply you with all the fixtures and fittings to guarantee that your Millboard decking is fitted to perfection. The discreet fixings of this premium system are what sets it apart from the rest.

Plas-Pro to DuoSpan Screw

Designed to be used when fixing Millboard's Plas-Pro to Millboard's DuoSpan products - and combines the strength of aluminium with the design flexibility of recycled plastic.

- 50mm screws (box of 100)



Millboard Multi-spacer

Help make your installation quick, but accurate, with the Millboard Multi-spacer. Using just the one spacer tool, it provides a 3-6mm gap between deck boards.



Durafix® Side-Fixing Guide

Allows the boards to be fixed through the side, resulting in a hidden fixing finish.

It lays over the decking board and is suitable for board widths of 145-200mm, making it compatible with Enhanced Grain & Weathered Oak.

Provides a 6mm spacing between boards.



Durafix® Trimhead Stainless Steel Screw

These hidden screws need no pre-drilling, countersinking, or clip fixings and just need screwing in. Once they're in, the lastane coating material on every Millboard flexes back over the screw, creating a cleaner finish.

Available in:

- 4.5 x 45mm (box of 250)
- 4.5 x 60mm (box of 250)



Millboard Subframe Hexhead Screw

These screws only require a pre-drilled hole, making installing Millboard Plas-Pro subframes or timber subframes simple.

Available in:

- 6.3 x 90mm (box of 50)



Durafix® Trimhead Stainless Steel Fascia Screw



These screws have a self-cutting tip, a six-point Torx head and are waxed for ease of use.

Available in:

- 4.5 x 35mm (box of 100)



millboard
Live. Life. Outside.




Piranha Terrafuzion Composite Decking


Piranha Terrafuzion is a hard-wearing range of three superior composite decking products, which mean you never need to paint or stain your decking again.

Each board presents an enhanced woodgrain finish and is dual-sided to reveal two different shades of the same colour palette. Traditional or contemporary, there's a colour range to suit, and whichever style you choose, each board is reinforced with a heavy-duty capped surface to resist scratches and stains.

Size(s) mm
140 x 23 x 3600




NEW



Why the Terrafuzion Collection?

- 25 year guarantee
- Low maintenance
- Stain resistant
- Durable
- Scratch resistant
- Jet wash safe
- Class B fire rating

NEW



Why the Hunter Collection?

- 10 year guarantee
- Low maintenance
- Durable
- Jet wash safe
- Class C fire rating

Piranha Hunter Composite Decking


Piranha Hunter composite decking boasts the finest qualities and characteristics of both timber and composite to deliver an outdoor installation that is practical, resilient, and an attractive addition to any garden.

It offers great flexibility with its dual design, presenting a woodgrain effect on one side and a grooved finish on the reverse, so you have the choice to design a contrasting pattern.

Plus it has a concealed fixing system, so there are no unsightly screws to compromise aesthetics.


Decking Boards

Size(s) mm
136 x 25 x 3600



Edging

Size(s) mm
136 x 25 x 3600





The right tools for a precise install every time.



Can't decide between composite or timber decking?
Read our experts views online



A natural, cost-effective, and eco-friendly option.

Piranha Slim Metal Clip & Screw

To be used during the installation, attaching the deck boards to the joists offering an alternative clip to T-Clips. Provides an approximate 5mm joint and can be used with both Piranha's Terrafuzion and Hunter composite decking ranges.

- 100 per box



Piranha Universal End Clip with Screw

Designed to be used during the installation of decking to secure your last composite decking board. Can be used with both Piranha's Terrafuzion and Hunter ranges of composite decking.

- 25 per box



Piranha Starter Clips with Screws

These screws are used for the installation of the first deck board. Compatible with both the Terrafuzion and Hunter ranges of Piranha composite decking, they can also be used in conjunction with Piranha edging boards.

- 25 per box



Piranha Universal Edging Clip

Designed to be used during the installation, attaching the deck boards to the joists. Provides an approximate 7mm joint. Suitable for use with both Piranha's Terrafuzion and Hunter composite decking ranges.

- 100 per box



Softwood decking

Although many customers are opting for our composite collections - there are still many advantages to choosing a traditional timber decking solution.

With the right maintenance timber decking can be extremely hardwearing, provided you treat the boards with the right products. It's a far more cost effective way to create an outdoor social space, especially if you are working to a smaller budget.

Our range of softwood treated decking boards are pressure treated to ensure a longer life and designed with a unique profile that provides a sturdy and attractive surface for outdoor living.

We stock softwood decking at all branches and can deliver quickly to site, or arrange for Click & Collect for immediate collection.

Nothing beats the feel and lustre of genuine timber, so it's always a popular choice for many of our customers. And when sourced from a sustainable, managed forest, it's obviously the far more eco-friendly option too.

Bob Tee
Timber Commercial Manager
Elliotts Southampton



Size(s) mm
32 x 150 (Finished 27 x 144)
32 x 125 (Finished 27x120) Anti slip
21 x 145 x 3.96m yellow balau hardwood

Raise the bar with finishing additions.



Cheshire Mouldings Core Deck

Core Deck is a classic, traditional range of decking balustrade combining the quality and luxury you would expect from more traditional decking. Crafted from hard-wearing pine, this range offers a selection of deck posts and spindles.

- Deck Post Chamfered & Beaded UC3(U)
- Treated Stop Chamfered Spindle UC3(U)
- American Spindle UC3(U)

Size(s) mm	Type
82 x 1250	Deck Post Chamfered & Beaded
82 x 1500	
82 x 2400	
41 x 895	Chamfered Spindle
32 x 895	American Spindle

NEW



Core Deck

More styles & finishes available!
Visit your local Elliotts branch to find out more.

Cheshire Mouldings Iron Deck

Available in either traditional design with its straight, linear spindles, or the Tuscany style with a softer curved appearance.

- Iron Tuscany Spindles (Pack of 15 with locking bar)
- Traditional Spindles (Pack of 15 with locking bar)

NEW



Traditional also available.



Iron Deck, Tuscany

Cheshire Mouldings Clear Deck

Clear Deck softwood blends the organic warmth of quality timber with stunning balusters for glass decking that blends traditional and contemporary.

- Range includes:
- Timber rails
 - Glass panels

Size(s) mm	Type
85 x 34 x 1795	Timber Rails
8 x 150 x 820 (pack of 7)	Glass Panels

NEW



Clear Deck

Preparation, Care & Maintenance

Screws



Timco Index Hex Head Green Timber Screws

For a professional, clean-looking finish when fixing timber to timber, these corrosion-resistant screws are ideal for outdoor work as well as for use indoors.

- Available in:
- 6.7 x 100mm
 - 6.7 x 150mm

Joist Hanger



Expamet Joist Hanger

The Expamet BAT ST477RT is a galvanised mild steel, timber to timber joist hanger with adjustable fixing straps to suit multiple joist depths. Zinc coated for durability with a maximum joist height of 225mm.

- Available in:
- 50 x 255mm, 100mm leg
 - 50 x 255mm, 91mm leg
 - 50 x 276mm, 47mm leg

Preparation & Protection



Patio & Decking Cleaner

Patio & Deck Cleaner is a professional grade concentrate that is a fast and effective way of removing a heavy build-up of the most stubborn dirt and grime from paving, driveways & decking.

- Available in:
- 1L & 3L



Joist Deck Protection Tape

A non-butyl deck tape that completely protects and seals your new or existing deck frame, protecting from water rot, moisture rot and frame weathering.

- Available in:
- 50mm x 20m



Ronseal Ultimate Protection Decking Oil Natural

Keeps your decking looking great and protected from the weather, whilst nourishing the wood to stop it drying out, greying or splitting.

Coverage: Up to 8m² per litre

- Available in:
- Natural in 2.5 & 5L
 - Natural Oak in 5L

Geotextiles

Fast Track Geotextile is suitable for commercial and domestic application and provides a cost effective solution for separating and strengthening layers under stone foundations, access roads, areas of hard standing and industrial areas.

- Available in:
- In a variety of sizes



Fast Track Geotextile

UC4 Deck Joists

When choosing the right decking joists for your project, the size you need will depend on the overall dimensions of your deck, our most popular sizes are 47x100mm and 47x150mm.

- Available in:
- 47 x 150 Treated UC4 Decking Joist: (min size 45 x 145) E4E KD C24 Grade
Available in lengths of 3.6m & 4.8m
 - 47 x 100 Treated UC4 Decking Joist: (min size 45x95) E4E KD C24 Grade
Available in lengths of 4.8m



Fencing

There can be lots to consider when framing your landscape with suitable fencing. The durability and strength of your chosen material is critical to ensure it can withstand troublesome wind and storms, which is often influenced by the terrain you're building upon.

You may be seeking privacy, and therefore the height and gaps between each board are a major factor, which may also then require planning permission.

Traditional or engineered fencing solutions all offer different pros and cons, plus various style considerations and accessories to choose from. Worry not, as we have a team of Timber and Landscape experts at Elliotts to guide and advise you on your project.



A strong and traditional choice.



SFEP3



SFEP4



SFEP5



SFEP6

Featheredge Panel

A heavy-duty, fully-framed fence panel made with featheredge boards and a capping rail fixed to a sturdy frame. The Standard Featheredge Panel is available in pressure-treated golden brown or pressure-treated green to protect the timber from wood rot.

Available in • Golden Brown • Green

Size(s) cm	Product
91.7 x 182.8 x 5	SFEP3G
121.7 x 182.8 x 5	SFEP4/SFEP4G
151.7 x 182.8 x 5	SFEP5/SFEP5G
181.7 x 182.8 x 5	SFEP6/SFEP6G



Premium

Looking for something more decorative?

The Elite Meloir Fence Panel offers a decorative design to suit many styles of garden settings. Matching trellis and gates available.



Timber Fencing

72-78



Fencing Essentials

81-82



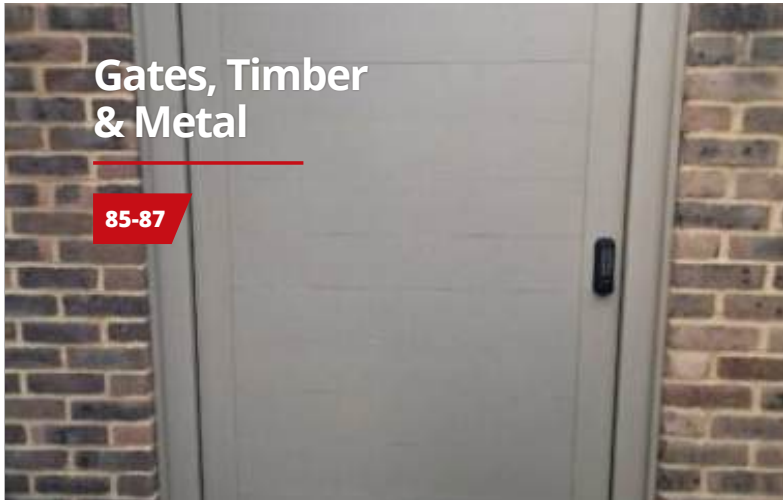
Paint & Wood Care

83



Gates, Timber & Metal

85-87





A timber structure built to last.



Premium

Superior Lap Panel

Our Superior Lap Fence Panels from Grange are constructed using double waney edge slats that are secured into a rebated frame with Mortise & Tenon joints, making it stronger than a traditional panel.

Available in a choice of pressure-treated Golden Brown (GSL) or pressure-treated Green (GSLG). This is confidently backed by Grange as all pressure treated timber products have a 20 year guarantee against rot & fungal decay.

Available in • Golden Brown • Green

Size(s) cm	Product
90 x 182.8 x 4	GSL3/GSLG3
120 x 182.8 x 4	GSL4/GSLG4
150 x 182.8 x 4	GSL5/GSLG5
180 x 182.8 x 4	GSL6/GSLG6



GSL3



GSL4



GSL5



Grange Mortise & Tenon joints prevent water ingress, improving the life of the panel.



GSL6

Complete your project



Matching Superior Lap gate also available.

p85



Complete the look...



Add real presence with this contemporary Arbour or bring your garden to life with a matching planter.

Ideal for style-conscious gardens.

Vogue Collection

Beautifully crafted to produce a selection of elegant garden features, the Contemporary garden furniture collection is a sophisticated range, ideal for modern gardens.

Size(s) cm
120 x 180 x 4.5
180 x 180 x 4.5





Top it off with a stylish lattice.

Alderley Lattice

The Alderley is an attractive, joint-framed trellis available in varying shapes and sizes and is part of the Valencia Garden Collection. With a lattice gap of 4cm, the trellis is planed and chamfered for a superior finish. Each product is pressure-treated, ensuring longevity in use.



Alderley Lattice




Top Lattice Trellis

A private enclosure or screened space.

Elite Square Lattice

The Elite Square Lattice Trellis is fitted into a sturdy 40mm rebated frame. The trellis is planed, chamfered, and grooved, providing a beautiful decorative finish. With a 4cm lattice gap throughout, the timber is pressure-treated, ensuring protection against wood rot and fungal decay.



Size(s) cm
30 x 182.8 x 3
60 x 182.8 x 3
90 x 182.8 x 3
120 x 182.8 x 3
180 x 182.8 x 3



“These options to add a lattice to a panel or wall are the ideal way to add height and privacy to a garden, as well as adding a strong design element to your space.”

Amy Money
Account Manager
Elliotts Lymington



Size(s) cm
30 x 180 x 4
60 x 180 x 4
90 x 180 x 4
120 x 180 x 4
180 x 180 x 4





Premium

Add height and interest.

Alderley Dome Lattice

The Alderley Dome Lattice provides an attractive way to create additional height and decoration to fence panels and walls. With a lattice gap of 4cm, the trellis is planed and chamfered for a superior finish. Each product is pressure-treated, ensuring longevity in use.



Alderley Dome Lattice

Size(s) cm

49.5 x 182.8 x 3

Grange

20 Year Guarantee

Special Order



Add kerb appeal with a timeless picket.

Palisade Panel Tulip Top

Manufactured from finely sawn timber, the tulip top picket fence offers a stylish but modest design of fencing for your garden or perimeter. This panel is available in pressure-treated Golden Brown which protects the timber from wood rot and fungal decay.

We recommend you use the Tulip Mortised Posts and matching gate to finish the look.



Size(s) cm

90 x 182.8 x 3.4

20 Year Guarantee

Special Order



Size(s) cm

90 x 180 x 4.4

20 Year Guarantee

Special Order

Palisade Panel Round Top

The Round Top Palisade Panel is ideal for constructing a new fence run or repairing an existing one, making your garden a private space to relax in. Its durable, planed timber construction has been pressure-treated to offer protection for longevity in use.

Our timber service

With incredible links to European and home-grown certified forests, there's nothing we can't supply when it comes to timber.

Our yards and warehouses are filled with quality timber products to help you build. From carcassing and CLS, to batten and sheet materials, all ready to be delivered to site or collected from one of our 11 merchant branches.

We also stock all your favourite landscaping timber essentials. Our range of timber decking, fencing, sleepers and railings will keep your outdoor projects on track through the summer months.

- Huge stocks of timber at all merchant branches
- Longer lengths up to 7.2m available
- Most timber graded to C24 as standard*
- Full chain of custody for timber products
- Incredible landscaping range

With over 35 years in the timber industry, I understand the impact timber quality can have on your builds and projects. That's why we import from some of the best managed forests in Europe and work with quality UK suppliers to ensure quality across all of our timber products.

Need a large timber supply for your project? Get in touch!.



Bob Tee
Timber Commercial Manager
Elliotts Southampton



Lymington Yard

You can get all the timber you need alongside your other materials at Elliotts. We have large stock volumes across all our timber yards and have great relationships with suppliers and manufacturers for those times when you need something more specialist.

James Farwell
Assistant Timber Manager



Lymington Warehouse

EST

1842

Garden Rooms



Sheds



Pergolas

SCAN TO FIND
YOUR LOCAL BRANCH



Complete your garden project with...

Whether your looking for a shed, pergolas, a garden room or bar, we can source quality products to complete your outdoor space.


We're here to help you build.

forest
Making British gardens great

Fence posts

Explore our comprehensive selection of fence posts, designed to attach and stabilise fence panels and feather edge boards for a seamless look. Opt from wooden, metal and concrete posts, designed to provide a sleek look while enhancing the durability, strength and security for any fencing project.


UC4 Green
Treated Post



Size(s) mm

75 x 75 x 2.4M
100 x 100 x 3M
150 x 150 x 2.4M

UC4 Treated
Post 4WW
Top Green



Size(s) mm

150 x 150 x 2.4M
175 x 175 x 2.4M
200 x 200 x 3M

Planed UC4
Treated
Laminated
Redwood
Posts



Nominal Size(s) mm

90 x 90 x 3M
150 x 150 x 3M

Premium



Buy online **elliotts.uk**

80

*C24 timber as standard, unless the timber is too small to require grading (will show as ungraded).

Everything you need to install the perfect fencing.

Fence Capping

This will help prolong the life of the post as well as provide a decorative feature.



Build Essentials

Remix Post Mix Concrete is suitable for fixing all types of wooden, metal and concrete posts. The mix is a kiln-dried, pre-blended, factory-produced quick setting concrete, which hardens in approximately 10 minutes after water addition, depending on ambient conditions.



The Roughneck Post Hole Digger has been designed for digging deep and narrow holes. Its industrial grade, hardened steel blades ensure strength and durability. Mounted on fibreglass handles with ergonomic comfort grips and integrated knuckle protectors.

The long handle length makes digging deep holes easier.



Featheredge

Featheredge fence panels are fencing panels formed from vertical featheredge boards or pales.

Each pale is partially overlapped and fixed to several rear horizontal supporting wooden rails.



Metposts

Metpost's range includes a wide selection of ironmongery, as well as practical metal spikes, posts, and bolt-downs for decking, pergolas, timber structures, sleepers, fencing, posts, gates, and more.

Visit elliotts.uk for all your fencing needs or call into branch to speak with our experts.



Arris Rail

This versatile, triangular shaped backing rail provides support for featheredge fencing. Capable of withstanding year-round exposure to extreme conditions.

Available in sizes:

- 47 x 50 x 4200mm
- 75 x 75 x 3000mm



Cant Rail

Cant rails provide support to individual featheredge boards, running along the back of panels. The shape of the rail helps rain water to run off.

Available in sizes:

- 47 x 125mm - 3m & 3.6m lengths



Timber & Concrete Posts

Timber Posts are used to support lap panel, featheredge panels and individual fence boards.

Concrete Fence Posts provide a more durable substitute for wooden posts.

They are long-lasting and easy to install. Slotted to easily install timber fence panels.

Available in:
Posts, ends and corners.

Concrete Posts also available as End Posts, Intermediate Posts and Corner Posts.



Does your fence need planning permission?

Find out here



Gravel & Timber Boards

Timber Gravel Boards will enable you to create a perfectly straight edge under your fencing while ensuring that your panels and boards remain contactless from the ground.

Concrete Gravel Boards are textured fence gravel boards that act as a barrier between the fence panel and the damp ground, helping to protect against rot and considerably improving the lifespan of the fence.





Now add the right colour and protection.

Timber Paint & Woodcare

Fence Life+ is Ronseal's toughest and most versatile fence and shed treatment yet. It protects against rain, frost, and snow, and it won't grey in the sunlight. It can be used on rough-sawn and smooth-planed sheds and fences, and it lasts for up to five years.

Available in 5L tins, it can be applied to damp wood, so it is perfect for unpredictable weather. Simply brush on or spray on, and it's showerproof in one hour.

Charcoal Grey

Sage

Dark Oak

Medium Oak

Red Cedar

Tudor Black Oak

Cornflower

Slate

Forest Green

Harvest Gold

Willow

Why Fence Life PLUS+?

- Ready to use
- Easy to apply
- Lasts up to 5 years



RONSEAL®



elliotts | living spaces
Kitchens • Bathrooms • Bedrooms

Did you know?



We have stunning
kitchens & bathrooms

Kitchens and bathrooms are more than just rooms in a house. That's why we're passionate about designing kitchens and bathrooms that become real living spaces, forming the heart of a home. Our first kitchen and bathroom showroom opened in Northam, Southampton, in 1967, and we've been designing and supplying incredible kitchens and bathrooms for homeowners ever since.

SCAN TO
BOOK YOUR
FREE DESIGN
APPOINTMENT





Strong and attractive.

Lapped & Featheredge Gate

The sturdy tongue and groove structure provides the gate with its strength and durability. Planed timber that is pressure-treated for protection, this gate can be used as either a side entry or front gate.



TGLBG T&G Ledged & Braced Gate 1.8m



Featheredge Gate



Brown Cedar

Size(s) mm	Product
900 x 38 x 1800	SEL6
900 x 52 x 1800	TGLBG



SEL6 Lap Gate
0.9 x 1.82m

Don't forget...



Your Gate Ironmongery, visit you local branch to see the full collection.

Complete your project

Your Piranha gate kit includes:

- Fence gate
- Handle
- Lock
- Hinges
- Frame
- Keys





The sleek, contemporary fence solution.

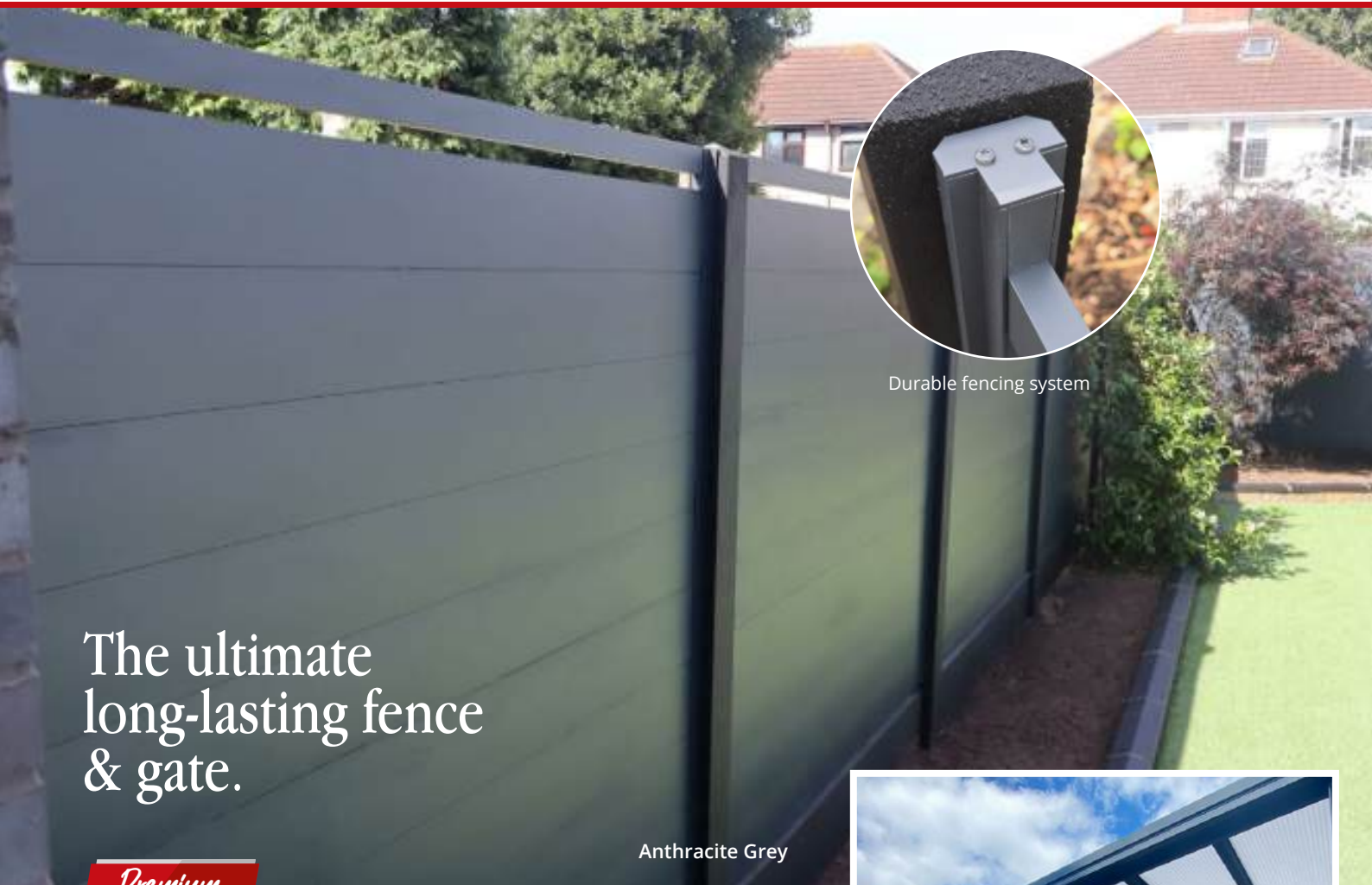
Composite Fencing

The modern structure and reputation to outlast their timber alternatives is making Composite Fencing an increasingly popular choice for homeowners and even commercial sites. The Piranha collection is developed using advanced and innovative technology, making the fences low maintenance, durable against the elements, and long-lasting. They can withstand extreme weather conditions like high winds.

Composite fences don't need to be painted, stained, sealed, or treated. They only require occasional cleaning with water. Each slatted board has an enhanced wood grain finish, and there are optional trellises to create unique designs.

Size(s) mm
1760 x 157 (150 fitted) x 19.5





Durable fencing system

The ultimate long-lasting fence & gate.

Premium

Anthracite Grey

Aluminium Fencing & Gates

The Milwood A-Fence aluminium fencing system is an A-Rated architectural modular fencing system. With a lifespan expectancy of at least 60 years, the durability of this product far outweighs that of more traditional methods such as wooden fencing. Aluminium is a lightweight metal but incredibly strong, making it a tough and effective material to use for a safe and secure installation.

Requiring only a few components for a quick and straightforward installation, our kits contain everything you need to secure your space.



Complete your project

With the matching Milwood Aluminium gate.



NEW



Verandas


Aluminium Verandas

The Milwood Group manufacture and supply the highest quality outdoor living verandas.

- 6 stylish veranda profiles to choose from
- Span up to 6m
- 60 year life expectancy



Ask in branch for more details.



Simplicity 6 (6 profiles to choose from)

DOING A SELF BUILD PROJECT?



Are you looking to directly organise the design and construction of your own home or large renovation project but need some support? We're here to help!

Led by our self build expert, Jamie Scott, our specialist product teams have years of experience and connections to help you complete your project.

They will support your build using our exclusive Help You Build tool, which will help organise your project from foundations through to finishing touches, providing a whole package service.

Our teams will be available every step of the way to help you to:

- ✓ Provide a full quantity surveyor service
- ✓ Take your plans and provide you with a detailed full takeoff and estimate
- ✓ Put together a material quotes package
- ✓ Arrange introductions with the necessary contacts throughout the different stages of your project
- ✓ Regular site visits from Jamie to discuss your project needs at each stage of your build.

From site set up to landscaping, **we're here to help you build.**

Contact our team for a free consultation about your project:

E selfbuild@elliotts.uk

T 023 8038 5393



Jamie Scott, Self Build Manager

Cladding & Screening

Exterior cladding is fast becoming one of the most desirable exterior finishes in the UK, and Elliotts offers some of the most superior options in the market. Whether you are transforming a residential home, an exterior garden structure, or creating a striking commercial space, this product gives a first-class finish to every property.

Cladding is a wise choice if you want to add instant value and kerb appeal, as you can inject colour and texture into the space while giving the structure superior protection from the elements like wind, rain, and heat, as well as offering great thermal insulation in colder months.

Our teams can advise on the optimum choice for your project.

Timber Cladding & Screening

90-91

Fibre Cement Cladding

92

Composite Cladding Trims

93-96

Composite Cladding Trims

95-96

Timber Cladding & Screening Shiplap & Featheredge

The natural choice to clad your property.

Shiplap

Timber cladding is also a viable consideration thanks to its environmentally friendly credentials. When positioned and treated appropriately you can expect a timber cladding solution to last 40-60 years. This Softwood Rebated Shiplap Cladding option is rebated and green treated for extra weather protection.

These boards are easy to install, as they naturally slot into each other and are sold by the metre to suit your project needs.

- Softwood Rebated Shiplap - Green Treated

Size(s) mm

19 x 125 (nom size)

Sold by the metre



Featheredge

Featheredge Black Painted & Treated

Black Painted Feather Edge is treated with a base coat preservative followed by a black primer/undercoat, and then a second finishing top coat to the face, to give a spectacular, timeless black rich sawn finish to your exterior.

This product can be considered for both fencing and cladding.

Size(s) mm

2ex 32 x 175mm



Featheredge Green Treated

Green Treated Featheredge Board is ideal for the cladding of sheds or buildings. These boards are pressure treated to prevent against rot and decay.

Size(s) mm

2ex 22 x 150mm x 3.6m

2ex 22 x 150mm x 4.8m

Also available in 32 x 200mm, Featheredge Green Treated




Featheredge Clear Vac VacTreated

This clear treated featheredge board is ideal for cladding & fencing and has been pressure treated to prevent against rot and decay for a long-lasting finish.

Size(s) mm

2ex 38 x 200mm






The natural choice to screen your property.

Screening Batten

Treated Softwood Screening Batten (PAR E4E)
Treated, planed softwood, all round with 4 eased edges for creating garden screening or fence panels.

- Treated Softwood Screening Batten (PAR E4E)

Nominal Size(s) mm
1. 25 x 50
2. 25 x 75




Treated Softwood Rhombus Screening Batten (PAR E4E)

Treated, planed softwood in a rhombus profile for creating garden screening or fence panels.

- Treated Softwood Rhombus Screening Batten (PAR E4E)

Nominal Size(s) mm
32 x 75



A2 fire-rated, affordable cladding.

Fibre Cement Cladding

Hardie® Plank cladding is a great high-performance choice thanks to its classic, quality finish and its A2 fire-rated facade. It can be used for garden rooms, bars, and external walling and installed in a variety of ways, including horizontal lap, vertical hit and miss, or an open joint style.

Hardie® Plank is easy to maintain while giving the same rustic look we love about wood. Fibre cement is long-lasting and uncomplicated thanks to its low-maintenance ColourPlus™ technology; so your façade will be durable for years to come.

- Available in 21 colours

Size(s) mm
8mm x 180mm x 3.6m



Top Sellers



Midnight Black



Anthracite Grey



Arctic White




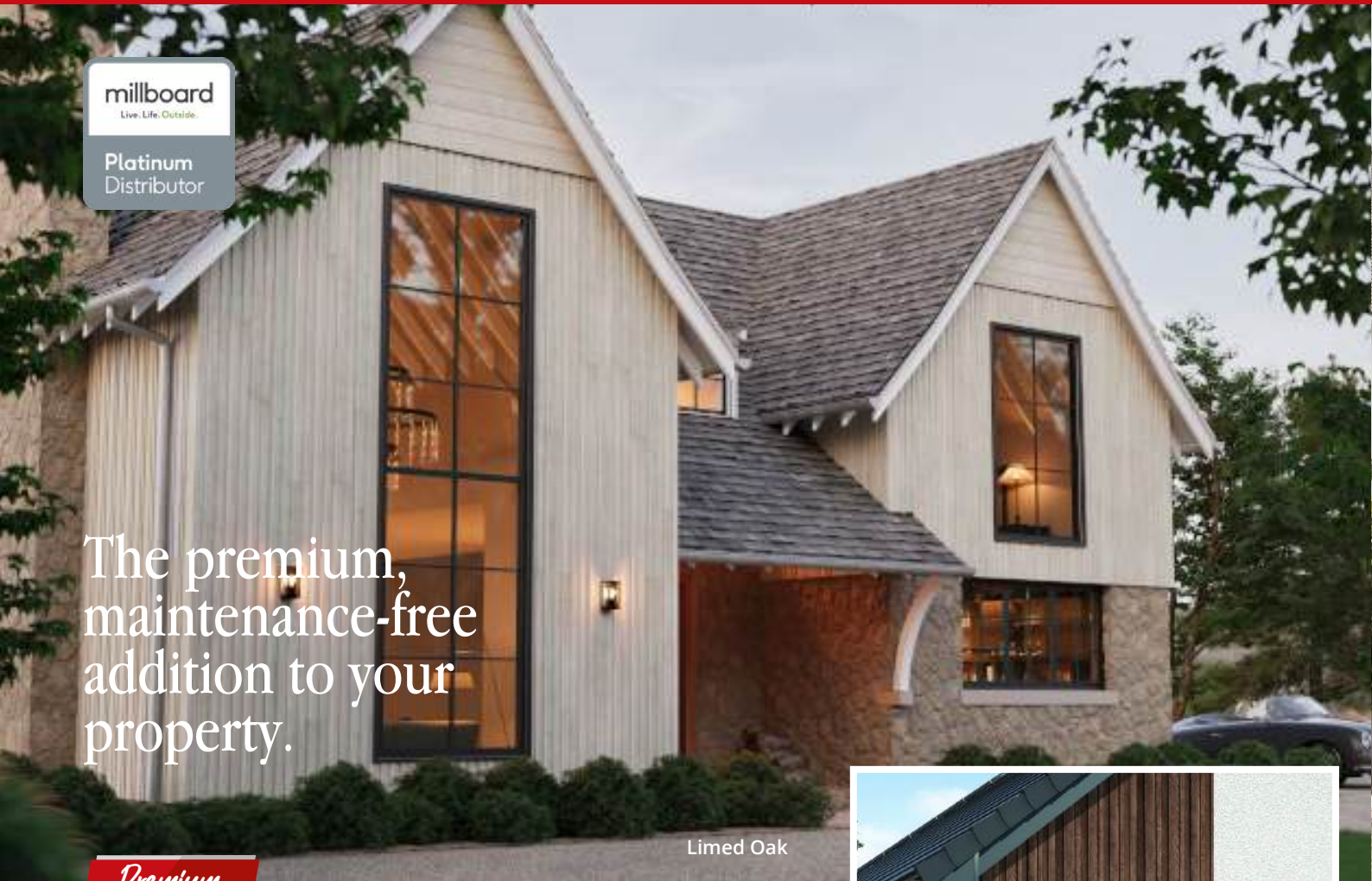
Iron Grey



Light Mist

Why Fibre Cement Cladding?

- A2 Fire Rated
- EPD Verified - ECO Platform
- 15 Year Warranty



Millboard Envello Plus Board & Batten FR

If you're looking for a superior finish to your property Millboard® composite cladding systems offer a first-class solution, combining aesthetics and performance.

Millboard® Cladding is unrivalled in quality and design, with an incredibly realistic and luxurious woodgrain finish moulded from real oak, yet avoids the ongoing maintenance with natural or wood-based products. It doesn't need sealing to prevent moisture ingress, making it super durable for all weather conditions.

Envello Plus Board & Batten FR Cladding provides a unique finish, with four grooves adding texture and depth to your walls. With a tongue and groove profile, it only requires fixings through the tongue, ensuring the fixing is hidden.



Burnt Cedar



Anthracite



Antique Oak



Coppered Oak



Golden Oak



Jarrah



Smoked Oak



Limed Oak



Why Millboard Envello Plus Board & Batten FR?

- 15 year guarantee
- Easy fit
- Low maintenance
- Durable



Why Millboard Envello Plus Shadowline FR

- 15 year guarantee
- Low maintenance
- Mould resistant
- Impact and weather resistant
- Easy to install

Millboard Envello Plus Shadowline FR

The Envello Shadow Line+ cladding board has been moulded from real oak masters and designed to perfectly replicate smooth timber with a flat-grained finish, giving a clean, authentic look.

The increased width of the Shadow Line Plus board compared to standard timber boards means there is larger grain detail. This gives an enhanced visual impact, without risk of the board twisting or warping over time.



Burnt Cedar



Anthracite



Limed Oak



Coppered Oak



Antique Oak



Sage Green



Golden Oak



Salt Blue



Smoked Oak

Size(s) mm

25 x 200 x 3600



Size(s) mm

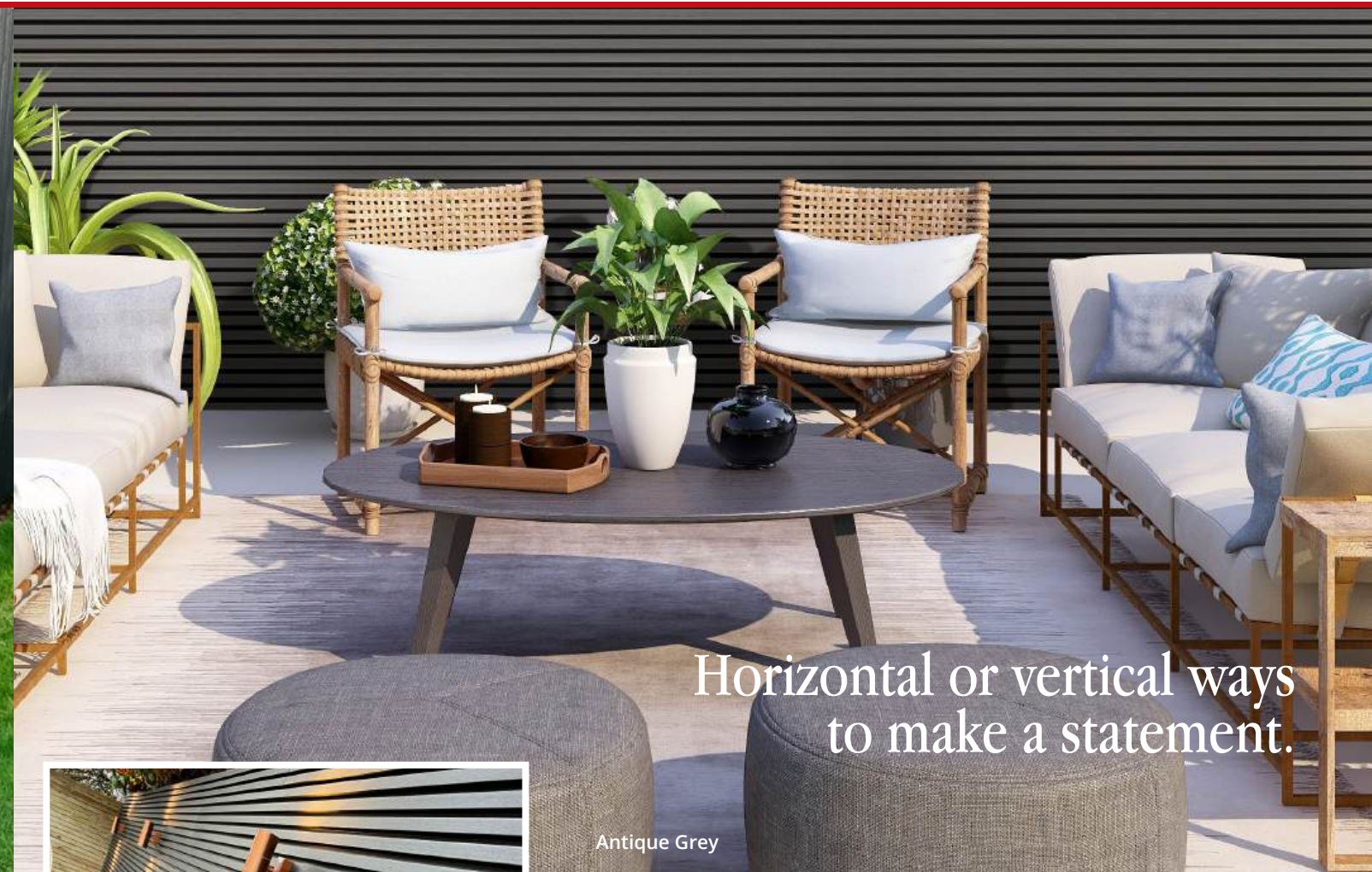
25 x 200 x 360

Special Order icon





Black Carbon



Antique Grey

Piranha Traditional Cladding

Piranha's Traditional Cladding is the perfect solution for those seeking a classic timber look, with all the low maintenance benefits composite has to offer.

The concealed fixing system enables the cladding to be fitted vertically or horizontally, giving extra design options, so that you can tailor your space. The system comes with a range of trims and fixings, to allow for a neat and secure finish.

Cladding



Antique Grey



Black Carbon



Brown Cedar

Trims

Joining fascia trim

Designed to create a sleek and seamless joint between two pieces of cladding




Outside corner fascia trim

Designed for either end of the installation for a clean and neat finish. Can also be used around window and door apertures.



Inside corner fascia trim

Designed to be used on inside corners of a traditional cladding installation, the inside corner trim allows for a neat corner to be achieved where two joints meet.



End fascia trim

Designed for either end of the installation for a clean and neat finish.



Why Piranha Traditional Cladding?

- 10 year warranty
- Concealed fixings
- Low maintenance
- Stain resistant
- Easy to install

Why Piranha Shadow Gap Cladding

- 10 year guarantee
- Concealed fixings
- Low maintenance
- Stain resistant
- Easy to install



Antique Grey



Antique Grey

Piranha Shadow Gap Cladding

Showcasing a trend that will continue to be big in 2025, the Piranha Shadow Gap Cladding provides a sleek, modern 'slatted' look. It's a very popular choice amongst homeowners and garden designers who want to add a touch of contemporary luxury to their outside space.

It is used to clad the exterior of the property, a free-standing garden structure - or even a feature wall in an entertaining space.

The concealed fixing system enables the cladding to be fitted vertically or horizontally, giving extra design options, so that you can really tailor your space.

Cladding



Antique Grey



Black Carbon



Brown Cedar

Trims & Screws

Corner fascia trim

Used on the inside corners of a cladding installation where two joints meet, allowing for a neat corner.



End fascia trim

Designed for either end of the installation, for a clean and neat finish.



Universal Clip & Screw

Compatible for use with our composite Shadow Gap cladding

Coloured screws



Size(s) mm

3600 x 159 x 20



Size(s) mm

3600 x 170 x 26



Lawns, Planting & Growing

Now bring your garden to life with everything you need to create an oasis of colour and a year-round, green, vibrant space, ready for relaxing, pottering, or entertaining in.

Our team of experts can advise you on these essentials for your landscape project—to make your garden the most low-maintenance, long-lasting, and attractive feature of your property.

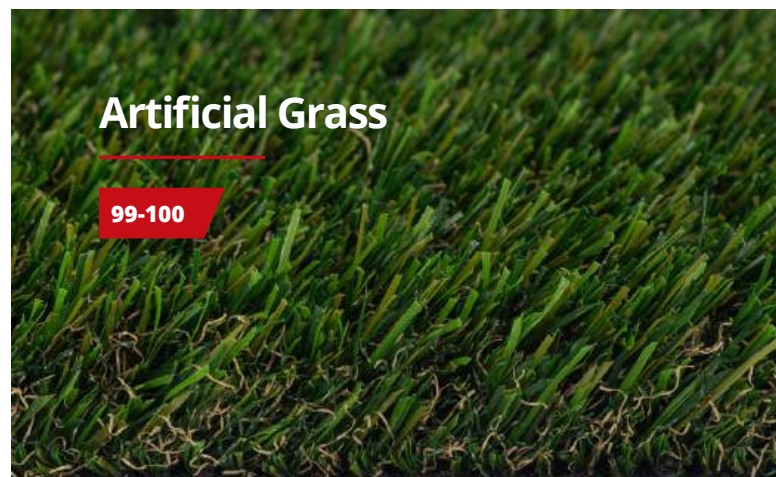


Reclaimed Sleepers



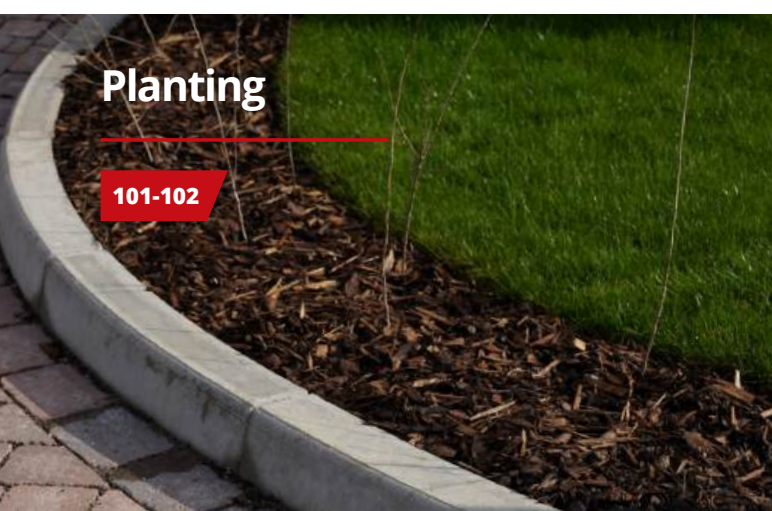
Sleepers

98



Artificial Grass

99-100



Planting

101-102



Growing

103-104

Green Treated Softwood Sleepers

Our green treated softwood sleepers are a versatile product that can be used for lots of gardening structures and projects.

Sleepers are a great way to create raised flower beds, paths, retaining walls, steps, or other large garden structures.

This softwood landscaping sleeper has been made from natural timber that has been treated for long life durability.



Size(s) mm

100 x 200 x 2400

Oak Sleeper

Our oak sleepers are a great choice for landscaping projects. They're fresh sawn, untreated oak sleepers that are hardwearing and suitable for a variety of uses, such as retaining walls, path edging, or creating planters.

As with all timbers, oak will weather to a natural silver colour: however, this only serves to enhance the natural character of the oak.



Size(s) mm

100 x 200 x 2400

Reclaimed Sleepers

Our reclaimed sleepers are excellent quality reclaimed railway sleepers, classed as Grade A. Our reclaimed sleepers are increasingly popular for landscape projects such as retaining soil and building steps. We supply landscape gardeners, builders and DIY customers.



Size(s) mm

125 x 250 x 2600

Don't forget...



We have a great range of SleeperSecure timber screws, sleeper straps and spikes to help you with your sleeper project.



View our full range online:



There are so many benefits to artificial grass and our Namgrass collections offer an exceptional choice for landscapers and homeowners. Avoid time mowing, watering, or fertilising traditional lawns with this superior weather-resistant, pet and child friendly, natural looking solution.



Premium

Easy to lay, easy to maintain, easy to enjoy.

Artificial Grass

We're proud to showcase our latest range of premium artificial grass, designed with precision and innovation to maintain the highest industry standards. Each product combines our superior technology and exceptional durability, setting a new benchmark for outdoor spaces.



Bramshaw

With its 32mm pile height, Bramshaw's soft, yet sturdy blend uses 6 natural shades for a true-to-life look, and is designed for durability and resilience - standing up to active families, playful pets, and busy playgrounds alike.



EN71-3 Certification



Burley


Burley is a budget friendly, authentic looking grass that is gorgeously soft and natural in colour. A great choice for any landscaping project and will be perfect for families with pets.



Wilverley

Wilverley's light green colour effortlessly blends with any outdoor space, providing a natural and vibrant look all year round. With a 35mm pile height, this artificial grass offers a luxurious and well-manicured appearance.

Suitable for gardens, terraces, commercial properties, and even exhibitions.



Accessories



Namgrass Tape

Specially formulated to offer professional quality adhesion and durability, Namgrass artificial grass tape offers reliable support and adhesion between segments of grass. Combine with Aquabond adhesive to create a quality finish that is made to last.



Namgrass Glue

Aquabond will ensure your Namgrass stays put without a fuss. It can be used on a variety of surfaces to secure your artificial grass down and works brilliantly on joining tape.

- 310ml
- Will cover up to 3m

This can also be cut to length (per metre)

- Roll length 100m

According to research*, the average Brit spends 15 hours mowing the lawn and 13 hours weeding every year. That's a lot of time that could be spent enjoying your garden instead.

Victoria Anderson
Landscaping Commercial Manager
Elliotts Southampton

Scan here to discover the massive benefits to artificial grass.



*According to research by BillyOh



Everything your landscape needs to thrive.

Topsoil Blended Loam

Top Soil Bulk Bag (Holm Products)

A high grade, easy to work with topsoil, suitable for all round garden use. High in micro-organisms and organic matter, this peat-free topsoil will promote successful growing.

Why Topsoil Blended Loam?

- Bulk bags
- Peat-free
- Screened to 10mm



Topsoil Veg & Fruit

Rolawn® Vegetable & Fruit Topsoil Bulk Bag 500L

This is a slightly heavier fertile topsoil that is easy to work and blended with additional organic matter to ensure consistent growing results. Manure-free, it is suitable for a wide range of crops in any planting format.

Why Topsoil Veg & Fruit?

- Peat-free
- Screened to 20mm
- Bag Size: Approx. 0.5m³/500 litres when packed
- Coverage: Up to 10m² at a depth of 50mm
- Analysed to BS 3882:2015 as suitable for residential home-grown use



Topsoil Beds & Borders

Rolawn® Beds & Borders Topsoil Bulk Bag 500L

This peat-free, organic-rich, light, and friable blended topsoil is naturally fertile, giving better plant health and reduced plant loss.

Why Topsoil Beds & Borders?

- Peat-free
- Bag Size: Approx. 0.5m³/500 litres when packed
- Screened to 20mm
- Analysed to BS 3882:2015 as suitable for residential home-grown use



Topsoil Turf & Lawn Seeding

Rolawn® Turfing & Lawn Seeding Topsoil Bulk Bag 500L

Rolawn® Turf & Lawn Seeding Topsoil is a premium, sandy, easy to work with, friable topsoil with added GroRight® Lawn Establishment Fertiliser. It is specially formulated to encourage turf or grass seed to get off to the best possible start.

Why Topsoil Turf & Lawn Seeding?

- Bulk bag. 0.5m³/500 litres when packed
- Coverage up to 10m² at a depth of 50mm
- Peat-free
- Contains fertiliser
- Minimal stone content
- Screened to 20mm



Bark

An attractive decorative cover for plant beds and borders, this Amenity Bark is perfect for mulching large areas of ground, with particles ranging between 15mm and 35mm.

Peat free and naturally acidic, it is produced organically from sustainably produced conifer bark, and acts as a great weed suppressant.

Available in: 300kg bags



Grano Dust

Grano Dust 6mm - Dust Bulk Bag

Grano dust contains quarried crushed rock fines with particles ranging from 0mm to 6mm.

Why Grano Dust?

- Blinding rough/open textured sub-base surfaces
- Bedding layer for artificial grass
- Specialised floor finishes/screeds
- Ideal for haunching in manholes



Lawn Seed

Rolawn Medallion® Premium Lawn Seed 20kg bag


Rolawn® Medallion® Lawn Seed is a premium seed mix with the most advanced cultivars available for rapid lawn establishment, also giving it high wear resistance, drought & shade tolerance, and excellent colour all year round.



Why Rolawn® Lawn Seed?

- 20kg bag
- Coverage: New lawns approx. 560m², overseeding approx. 880m²
- Independently tested for purity






Rolawn® Medallion® Turf



Rolled to perfection.

Rolawn® Medallion® Turf

Rolawn® Medallion® Turf is a hardwearing, premium turf, grown from a blend of the finest cultivars to produce a lawn with an outstanding, mixed fine leafed appearance that is slow growing and easy to maintain.



Rolawn® Medallion® Turf

Why Rolawn® Medallion® Turf

- Roll covers approximately 1m²
- 610mm wide x 1640mm long
- Approximate roll weight – 15-20kg
- Drought tolerant
- Laid all year round

Size(s) mm

Approx 1m² per roll



The natural way to create a wildlife haven.

These easy to handle seeded slabs measuring 1000 x 640mm are ideal for a variety of projects from gardens, urban and country settings.



Landscape 34 Wildflower Turf®

A low maintenance Wildflower Turf® providing a traditional 'hay meadow' look. UK native perennials.

- Contains 41 species
- UK native perennials
- Established height: Min. 30cm, Max 75cm



Native Enriched Wildflower Turf®

Imagine a British meadow, but even more vibrant! A mix of perennials and annuals.


- Contains 58 wildflower species
- Mix of native and naturalised species
- Established height: Min. 25cm, Max 150cm



Shade Tolerant Wildflower Turf®

Specifically designed for shaded sites such as around trees and areas of low direct sunlight.

- Only requires 2-4 hrs of dappled sunlight
- Contains 47 species
- Established height: Min. 30cm, Max. 75cm



Green Roof Wildflower Turf®

Green Roof Wildflower Turf® is designed to thrive in green roof applications with minimal irrigation and maintenance.

- Compliant with GRO regulations
- Contains 38 species
- Established height: Min. 30cm, Max. 75cm



Water Management

When planning your new landscaped area, it is important to take the drainage of surface water into account to protect your newly paved area, driveway, or your property, even if you're not in an area that's at risk from flooding. Our Civils and Drainage team based at our Southampton branch can provide appropriate advice and recommendations for your project.



Minimise the build up of surface water.



Channel Drainage

106



Shingle

107



Surface water

107

Complete the look with a grating...


- Voroni
- Mosaic
- Wedge Wire
- Anthracite
- Polished Stainless Steel
- Intercept

Channel Drainage

ACO RainDrain® A15 is a polymer concrete channel with a galvanised steel grating. Strong and lightweight design with interlocking channels for quick and easy installation.


Suitable for domestic applications such as garage thresholds, patios, paths, and pedestrian precincts.

RainDrain



97mm depth

HexDrain



80mm depth

Why Channel Drainage?

- High quality & clips together
- Quick & easy to install
- Durable
- Choice of 7 gratings
- CE marked and fully certified to Load Class A 15 BS EN 1433:2002 suitable for pedestrians and cycleways



Surface Water

20mm Shingle

20mm shingle comes in handy for a wide range of landscaping and construction jobs. If there's a pitch or slope that stops water runoff from being diverted away from buildings, then this 20mm gravel will help you easily fix any ground drainage issues. Adding gravel lets water move through it and drain away a lot faster than it would through soil.

Shingle can also be used for bedding underground pipes and top coat dressing your paths and driveways.



Size(s)

25kg

Bulk bags available



20mm Shingle



SuDS & BNG Planter Units

The BioScapes® SuDS & BNG Units capture and hold water during storm events, helping to reduce the flow rate, lessening the risk of flooding and pressure leading to Combined Sewer Overflow discharges (CSOs) which can pollute our waterways.

These self-contained units are ideal for areas where space is limited or access to the ground is not possible, perhaps due to underground services.

Each SuDS & BNG unit is supplied with a specialist soil blend specifically designed for optimum performance.

Size(s) cm	Product
980 x 1475 x 665	SuDS & BNG Unit including optional habitats
750 x 1475 x 625	SuDS Unit excluding BNG habitats

BioScapes
Connecting Nature



Let us
do all the
heavy lifting
& deliver
direct!

Need it delivered
to site or home?

Why not take advantage of our free local delivery service* and have all your products delivered hassle-free direct to your site or home.

We also offer free collection from all of our branches and this can be selected at check out at **elliotts.uk**.



ORDER NOW
FOR THE BEST DELIVERY SLOT!

SCAN TO FIND
YOUR LOCAL BRANCH



EST

1842

* Free delivery on orders over £300. Our standard delivery fee is £15.



Bring the beauty of outdoors in, with stunning windows and doors from Futuremost.

As Hampshire's leading name in bespoke aluminium and PVCu solutions for the home and commercial applications, Futuremost can help transform the exterior of any property, with joinery options that combine outstanding value and quality, with class-leading performance and security.

Alfresco dining and extra entertaining space can be yours with the addition of well-crafted entrance, patio, lift and slide, folding, or sliding door options.

Our teams can help guide you through the extensive range of stylish hardware (which can be colour-matched to the door), locking mechanisms (including deadlocks and hook bolts) and colour choices. Doors may be specified for open-out or open-in operation and in a number of configurations, including single or double doors – suitably coordinated with complimentary windows to complete your project.



With looks, security and performance at the heart of our design process, all our window and door systems have been developed to deliver long-life, low-maintenance performance. Incorporating our thermal barrier technology, each window and door also provides great energy efficiency – giving you improved comfort and lower energy costs for years to come.



What we offer

- PVCu Windows & Doors
- Aluminium Windows & Doors
- Heritage Site Solutions
- VISOFOLD Doors
- Energy Saving Solutions
- Glass Manufacture
- Curtain Walling
- Bespoke Project Solutions



Futuremost
EST 1987 WINDOWS

W futuremost.co.uk

SCAN TO
START YOUR
BESPOKE
JOURNEY



The Right Tools

If you're a professional builder or landscaper, having the most reliable and effective tools for the job is critical to give a first-class finish to every customer job. You'll no doubt have your favourite brands but there are definitely certain tools for landscape architecture that are really key to getting the job done well.

And if you're a DIYer, the overwhelming range of options may daunt you - but worry not, as our in-branch experts are here to help guide you through everything you need to transform your garden.

DeWalt DCS691X2-GB 54V XR FlexVolt 230mm/9 Inch Cut Off Saw, 2 x 9.0Ah Batteries & Charger

This DeWalt Disc Cutter avoids the inconvenience of pull-cord start up, petrol fumes or engine maintenance. With a powerful brushless motor and 2 x 54V 9amp batteries, it features a 230mm blade, offering 83mm depth of cut, and adjustable dual-feed water system for dust management.

The sealed battery housing prevents dust and water ingress and a heavy load indicator helps users to cut with optimum force.

- The kit includes the DCS691X2-GB Cut-Off Saw, 2 x 9Ah batteries & charger



Husqvarna K770 Petrol Disc Cutter & Diamond Blade, 12/ 300mm

This powerful all-around petrol powered disc cutter can tackle asphalt, blocks, paving, concrete, flooring, walls, and much more.

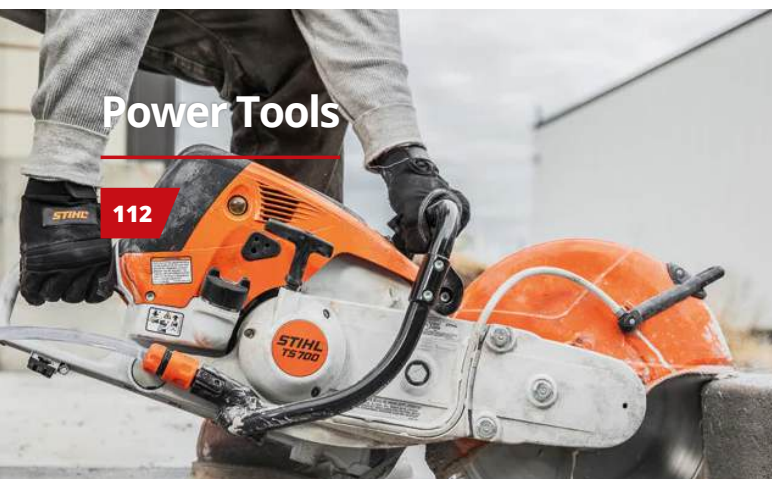
It's light weight in design and equipped with a semi-automatic SmartTension™ system, allowing for optimal power transmission, minimum wear and maximum belt life. It produces less emissions and lower fuel consumption, making the K770 one of the best and most efficient cutters on the market.



We also stock blades.

Power Tools

112



Cement mixers & Pressure Washers

113



Wheelbarrows

114



Hoses & Watering

115



DeWalt Pruning Saw

Lightweight and compact, the 18V XR Cordless Pruning Chainsaw has a high-efficiency brushless motor designed to maximize runtime and motor life with up to 70 cuts per charge. Can be used to trim branches from downed trees, cut bundles of wood or branches, and daily pruning needs.

Plus its compact design allows for easy access to tight spaces.

Works in conjunction with DeWalt's 18V XR battery system (not included).



- 1 Year Limited Warranty, 3 Year Limited Warranty When Registered
- Weighs just 2.08kg

Need the right tools? We've got the perfect Porcelain disc cutters and materials to make sure your install goes smoothly with a professional finish. Call me and my team for support.

Bobby Smith Jnr
Branch Manager
Portsmouth & Winchester



Belle MiniMix 150 Electric Concrete Mixer & Stand (110V & 240V)

The Belle MiniMix 150 Mixer is the industry standard for portable electric concrete mixers and comes complete with its own stand, featuring a barrel-height swivel, allowing comfortable use.

Complete with barrow height swivel and stand, it is lightweight and portable in design, allowing it to easily be moved across sites.

- Available in:
- 110V (M12B) • 240V (M16B) with a power output of 550W.

- Drum capacity 136 litres
- Mix capacity of 90 litres
- Lightweight
- Full Thermal Overload Protection
- IP45-rated motor



Portable design.

Belle MiniMix 150 Mixer, Honda Petrol Engine

The Belle Minimix 150 Honda GX120, is a heavy duty cement mixer that is compact and easy to transport. Ideal for general building and landscaping projects, the Minimix comes with an extra thick drum and quick mix paddles, and a heavy duty sealed cast gearbox for a longer life.

The mixer boasts a drum capacity of 130 litres, with a mix capacity of 90 litres.

- Drum capacity 130 litres
- Mix capacity of 90 litres
- Honda GX120 Petrol Engine
- Variable throttle on petrol variants
- Full Thermal Overload Protection



Honda petrol engine.

SIP TEMPEST CW-P 215AX Petrol Pressure Washer

The SIP TEMPEST CW-P 215AX Petrol Pressure Washer delivers cleaning power without the restraints of electrical models, and does not need a mains water supply! It comfortably sucks from alternative sources including butts, barrels, tanks, or containers.

Perfect for professional use including valeting, agriculture and engineering workshops, machine parts and outdoor hard surfaces, plus home use on patios, driveways, decking, windows, conservatories, and vehicles.



UK's No.1 Wheelbarrow



Walsall Contractor Black, 85L Pneumatic

The 85 litre capacity Contractor is the bestselling wheelbarrow in the UK. Traditional, hardwearing, and reliable the Contractor has evolved over the years to perfectly suit the needs of the professional British construction market - making it the number one choice for the industry.

Its heavy duty, galvanised steel pan with a narrow body style, makes accessing tight spaces much easier without sacrificing capacity - and its wheels are burst tested to more than 3 times the recommended PSI to ensure maximum safety.

Walsall EGP Endurance Green Wheelbarrow, 90L Pneumatic Wheel

Made from galvanised steel and with an impressive 90 litre capacity, the heavy-duty, easy to clean, Walsall EGP Endurance Green Pneumatic Wheelbarrow is robust enough for even the toughest jobs.

The replaceable wheel boasts an air-filled inner tube, which will easily cope with heavy loads and absorb the shocks of uneven and rough terrain.



Walsall Ranger Heavy Duty Red, 120L HDPE Pneumatic

This wheelbarrow combines a heavy duty 32mm frame with a 120L HDPE pan to be strong enough to handle the toughest tasks with ease. Comes with additional under pan support.

It has longer, higher handles, for ease of use and improved comfort, plus the pan offers superior strength, noise reduction, and impact resistance.



Under pan support feature.

Hoses & Watering



Quality hose fittings
that everyone can use.

Qwickhose

Make cleaning up your landscaped site or garden even easier and faster with Qwickhose. Standard hoses can take too long to fit, pop off under pressure and break all too easily. Discover the difference with this durable solution from Qwickhose.

Original Wing Lock Hose Connector

Connectors are universal, meaning they are compatible with all existing watering attachments and fit on most standard 1/2" garden hoses.



Qwickhose Nozzle Spray End
Qwickhose Nozzle Spray End is ergonomic, compact and perfect for any watering or cleaning tasks.



No Flow Wing Lock Hose Connector

No Flow Wing Lock Hose Connector works best on the hose end with its pin to prevent water flow when changing attachments.



Double Male Joiner
Double Male Joiner provides a quick & easy extension between two lengths of hosepipe equipped with hose connectors.



Screw On Tap Connector

Screw On Tap Connector allows for quick and easy connection between your hosepipe and outdoor tap.



Mini Spray Heads Set
Effortlessly maintain your garden with the versatile Qwickhose Mini Spray Heads Set.



QWICKHOSE

Hose Repair & Extender Connector

Mend damaged hoses quickly and easily, simply cut out the damaged part of the hose and insert the Qwickhose Repair Connector and the hose is ready to use again.



Qwickhose Starter Set
The Starter Set contains all you need for gardening & cleaning.



Looking
for the right
tools for
the job?

Meet Your tools expert Bobby

- ✓ We stock over 50 industry leading suppliers across our tool centres
- ✓ You'll find over 500 power and hand tools available in stock
- ✓ The team and I have 100+ years' experience between us - I've been here for 18!
- ✓ Click & Collect - or we can deliver to you Next Day across the UK

**Our Experts are here
to offer you advice
for your project.**

Then look no further, we have 2 specialist tool centres and 11 branches stocked with all the latest power, hand tools and accessories.

Whether you're looking for a specific landscaping tool or some expert advice, **we're here to help you build.**

EST

1842

Find us...

Portsmouth
The Pompey Centre,
Dickinson Road PO4 8ER

T 023 9282 3426

Winchester
Unit 10, Winchester Trade Park,
Easton Lane SO23 7FA

T 01962 827610

W elliotts.uk







Experience the Elliotts way!

There's a reason we've been trusted by trades and homeowners for 183 years.

EST
1842

As an Elliotts customer you can enjoy

- ✓ Free Local Delivery – local deliveries are free for orders over £300 (inc. VAT)
- ✓ Click & Collect – easier, faster shopping online at Elliotts.uk
- ✓ Expert knowledge and advice, plus technical product support
- ✓ Full project and tender support
- ✓ Specialist product sourcing
- ✓ Plant hire and bulk deliveries
- ✓ Instant access to your quotes wherever you are
- ✓ Live Order Tracking – see where your order is and when it will arrive
- ✓ Live Delivery Tracking – once it's on the lorry, track it all the way to your site

Get the best prices when you open an Elliotts Account

- ✓ Access to trade only prices, for consistent and competitive pricing for your project
- ✓ Pay as you go Cash Account
- ✓ Flexible Credit Account to buy now and pay later with a monthly credit limit to help your cash flow
- ✓ First to hear latest news, offers and events



LANDSCAPE
PROJECT OF THE
YEAR Winner!



Sponsored by



We are proud to announce our Landscaper Project of the Year 2024 winner as Stringline Construction.

Ben and his business have been transforming gardens across Hampshire, with the help of Elliotts building materials for many years.

Follow to see latest projects.

@stringlineconstruction



Before



After



After

Proud stockist of...



Find us...

Merchant Branches

Bishop's Waltham
Claylands Road
SO32 1BH
01489 892525

Chandler's Ford
Bournemouth Road
SO53 3HF
023 8025 5322

Christchurch
18 Airfield Way
BH23 3PZ
01202 023670

Fareham
Newgate Lane
PO14 1EU
01329 239515

Fordingbridge
The Bartons
SP6 1HZ
01425 652071

Lymington
Ricardo Way,
Ampress Park
SO41 8JU
01590 646747

Ringwood
Pullman Way
BH24 1EX
01425 473613

Romsey
Budds Lane
SO51 0HA
01794 522900

Southampton
Millbank Wharf, Northam
SO14 5AG
023 8063 3833

Tadley
Brick Kiln Industrial Estate,
Silchester Road RG26 3PX
0118 402 0640

Totton
Unit 1A,
Rushington Business Park,
Chapel Lane
SO40 9AH
023 8067 5000

Specialist Tool Centres

Portsmouth
The Pompey Centre,
Dickinson Road PO4 8ER
023 9282 3426

Winchester
Unit 10, Winchester Trade Park,
Easton Lane SO23 7FA
01962 827610

Head Office

Millbank Wharf,
Northam,
Southampton SO14 5AG
023 8038 5300

Elliotts Sales Hub (Based at Southampton Branch)

Direct to Site Sales & Enquiries
Drainage & Civil Engineering
Insulation & Drylining
Renewables
023 8038 5385

Kitchen & Bathroom Showrooms

Living Spaces

Lymington 01590 678767
Fareham 01329 234477
Ringwood 01425 484731
Romsey 01794 338555

Follow us on social media for inspiration and the latest products and offers.



elliotts.uk

Elliotts
help you build

Featured products subject to availability whilst stocks last.